

**RIO LINDA / ELVERTA COMMUNITY WATER DISTRICT
REGULAR MEETING OF THE
BOARD OF DIRECTORS**

April 24, 2023 (6:30 p.m.)

Visitor's / Depot Center
6730 Front Street
Rio Linda, CA 95673
www.rlecwd.com

Our Mission is to provide a safe and reliable water supply in a cost-effective manner.

AGENDA

The Board may discuss and take action on any item listed on this agenda, including items listed as information items. The Board may also listen to the other items that do not appear on this agenda, but the Board will not discuss or take action on those items, except for items determined by the Board pursuant to state law to be of an emergency or urgent nature requiring immediate action. The Board may address any item(s) in any order as approved by the Board.

The public will be given the opportunity to directly address the Board on each listed item during the Board's consideration of that item. Public comment on items within the jurisdiction of the Board is welcomed, subject to reasonable time limitations for each speaker. Public documents relating to any open session item listed on this agenda that are distributed to all or any majority of the members of the Board of Directors less than 72 hours before the meeting are available for public inspection at the District office at 730 L Street, Rio Linda, CA 95673. In compliance with the Americans with Disabilities Act, if you have a disability and need a disability-related modification or accommodation to participate in this meeting, please contact the District office at (916) 991-1000. Requests must be made as early as possible, and at least one full business day before the start of the meeting.

1. CALL TO ORDER, ROLL CALL, & PLEDGE OF ALLEGIANCE

2. PUBLIC COMMENT

2.1. Members of the public are invited to speak to the Board regarding items within the subject matter jurisdiction of the District that are not on the agenda or items on the consent agenda. Each speaker may address the Board once under Public Comment for a limit of 2 minutes. (Policy Manual § 2.01.160).

3. CONSENT CALENDAR (Action items: Approve Consent Calendar Items)

3.1. Minutes

March 27, 2023

The Board is being asked to approve the Minutes from the March 27, 2023 Regular Board Meeting.

3.2. Expenditures

The Executive Committee recommends the Board approve the February 2023 Expenditures.

3.3. Financial Reports

The Executive Committee recommends the Board approve the February 2023 Financial Report.

4. REGULAR CALENDAR

ITEMS FOR DISCUSSION AND ACTION

4.1. GM Report.

4.1.1. The General Manager will provide his monthly report to the Board of Directors

4.2. District Engineer's Report.

4.2.1. The Contract District Engineer will provide his monthly report to the Board of Directors.

4.3. Consider Rescinding the Declared Water Shortfall Contingency.

4.4. Consider Authorizing a Response to the Water Forum’s Allocation for Funding from Rio Linda Elverta Community Water District.

4.5. Authorize any New Board Member Assignments (committees and other) Proposed by the Chair Pursuant to District Policy 2.01.065.

5. INFORMATION ITEMS

5.1. District Activities Reports

5.1.1. Water Operations Report

5.1.2. Completed and Pending Items Report

5.1.3. Leak Repair Report

5.1.4. Multi-Agency Response Letter to State’s New Conservation Reporting Mandates.

5.1.5. Multi-Agency Response Letter to State’s Escalation of Outdoor Water Use Efficiency Standards.

5.1.6. RLECWD Hexavalent Chromium Monitoring Results.

5.1.7. State List of Certified Water Treatment Operators.

5.2. Board Member Reports

5.2.1. Report any ad hoc committees dissolved by requirements in Policy 2.01.065

5.2.2. Sacramento Groundwater Authority – Harris (primary)

5.2.3. Executive Committee – Gifford, Cline

5.2.4. ACWA/JPIA – Cline

5.2.5. Pressing Matters Advisory Ad Hoc- Harris, Young

6. DIRECTORS’ AND GENERAL MANAGER COMMENTS

7. ADJOURNMENT –

Upcoming meetings:

Executive Committee

May 10, 2023, Wednesday, 6:00 pm. Visitors Depot 6730 Front St. Rio Linda, CA

Board Meeting

May 22, 2023, Monday, 6:30 pm. Visitors Depot 6730 Front St. Rio Linda, CA



**Consent Calendar
Agenda Item: 3.1**

Date: April 24, 2023

Subject: Minutes

Staff Contact: Timothy R. Shaw, General Manager

Recommended Committee Action:

N/A -Minutes of Board meetings are not reviewed by committees.

Current Background and Justification:

These minutes are to be reviewed and approved by the Board of Directors.

Conclusion:

I recommend the Board review and approve (as appropriate) the minutes of meetings provided with your Board packets.

Board Action / Motion

Motioned by: Director _____ Seconded by Director _____

Cline _____ Gifford _____ Green _____ Harris _____ Young _____

(A) Yea (N) Nay (Ab) Abstain (Abs) Absent

**MINUTES OF THE FEBRUARY 21, 2023
BOARD OF DIRECTORS REGULAR MEETING
OF THE RIO LINDA/ELVERTA COMMUNITY WATER DISTRICT**

2

1. CALL TO ORDER, ROLL CALL

The March 27, 2023 meeting of the Board of Directors of the Rio Linda/Elverta Community Water District called to order at 6:30 p.m. Visitor Depot Center 6730 Front St., Rio Linda, CA 95673. This meeting will be physically open to the public.

General Manager Tim Shaw took roll call of the Board of Directors. Director Jason Green, Director Chris Gifford, Director Mary Harris, Director Anthony Cline and General Manager Tim Shaw, District Engineer Mike Vasquez, and Legal Counsel were present. Director Young was absent. Director Cline led the pledge of allegiance.

2. PUBLIC COMMENT – Public member spoke about the District Waterways Newsletter that used to be provided in the bi-monthly billing. President Harris asked if the newsletter could be brought back to a future meeting to be included in the billing again. GM Shaw responded that it is provided on the District’s website and the District’s Facebook page.

3. CONSENT CALENDAR

3.1. Minutes February 27, 2023

3.2 January Expenditures

3.3 January Financials

Comments/Questions – GM Shaw stated an additional document was added to the financials per request of Director Cline.

Public member had a question on the expenditure report. GM Shaw provided clarification on the expense.

Director Cline questioned the pump maintenance expenditure. GM Shaw provided clarification. President Harris requested more details of the expenditures on the reports. Director Cline stated there may be limitations providing those details in the software.

It was moved by Director Gifford and seconded by Director Green to approve the consent calendar. Directors Green, Harris, Gifford, and Cline voted yes. Director Young was absent. The motion carried with a roll call vote of 4-0-0.

4. REGULAR CALENDAR

ITEMS FOR DISCUSSION AND ACTION

4.1 GM Report.

The General Manager, Tim Shaw provided his monthly report to the Board of Directors.

Comments/Questions- Director asked if SGA was building a well out in our agency. GM Shaw clarified that SGA is now involved when private entities request to drill a well.

No public comment.

The Board took no action on this item.

4.2 District Engineer’s Report.

The Contract District Engineer report provided a General District Engineering, Active Development Reviews (only projects with updates from the last Board Meeting), CIP Dry Creek Road Pipe Replacement Project.

Comments/Questions – Public member inquired about the DWR Grant.

The Board took no action on this item.

4.3 Consider Adopting Resolution 2023-05, Clarifying the Administrative Component in the District's Water Capacity Fee Program

The District adopted Ordinance 2016-01 with the associated capacity fee study from Bartle Wells in September 2016. The Bartle Wells capacity fee study and the capacity fee amount both include an administrative component to cover the cost of administrating the capacity fee program. Unfortunately, the administrative component is comingled with the cost for two other components, Engineering and Construction Management. The Purpose of Resolution 2023-05 is to clarify the administrative component and to segregate the administrative component from the engineering and construction management components. In staff's considerable experience with capacity fee programs, it is quite customary and justified to establish an administrative component at 3% of the total fee.

Capacity fee programs require administration. The annual adjustment for inflation is a primary example of an administrative expense. Other recurring tasks examples include banking transactions and compliance reporting. More long-term administration expenses include the statutory requirements to update the capacity fees. If the administrative component is not used to fund the costs, then the costs are a burden to the operating account funded by rate payers, which is inappropriate.

Adoption of Resolution 2023-05 will NOT change the total amount of the capacity fee. Resolution 2023-05 only clarifies the existence of the administrative component so that administrative expenses can be paid from the administrative component.

Government Code 66000 et seq. provides comprehensive requirements for a capacity fee program and stipulates that capacity fees cannot be comingled with other assets and cannot be expended for any purpose other than the stated purpose. As such, staff has consulted with Legal Counsel to enable his contributions and expertise.

Comments/Questions –Public member questioned if the Admin changes of the Resolution would effect to the ratepayers.
GM

It was moved by Director Harris and seconded by Director Gifford to Adopt Resolution No. 2023-05, Clarifying the Administrative Component already included in Ordinance 2016-01. Directors Green, Gifford, Cline and Harris voted yes. Director Young was absent. The motion carried with a roll call vote of 4-0-0.

4.4 Consider Authorizing Execution of the Settlement Agreement with Teamster Local 150 for the 2022 Cost of Living Adjustment (COLA).

The Board discussed the settlement agreement in closed session at the February 21st meeting. However, the settlement agreement was not yet signed by Teamster Local 150 at the time of the February 21st meeting. As such, it was not appropriate to "report out" after closed session.

Now that the agreement is signed by Teamster Local 150, it is necessary and appropriate to seek authorization for execution by the District.

Comments/Questions –Director Cline asked about the 3% cost of living adjustment. GM Shaw responded the COLA adjustment could be from 0% - 3%. President Harris questioned if the labor attorney reviewed this settlement agreement. GM Shaw responded that the Board did not contract with the labor attorney for this negotiation agreement. President Harris asked that number 4 of this agreement be revised.

It was moved by Director Harris to revise line item number 4 of the agreement. No further movement happened on this motion.

Legal Counsel stated if any changes were to be made to the current agreement that would have to be brought back to a future meeting and presented to the Teamsters Local 150. GM Shaw stated that the Teamsters had already signed the agreement and the Teamsters were informed the Board had no further changes to the agreement.

Director Young just arrived at the meeting. Director Young inquired with GM Shaw if there would be a fiscal impact if this agreement is approved. GM Shaw answered that any time additional money is spent would have an impact, however this was factored into the District's expenses.

Comments/Questions –Public member just questioned why the labor attorney wasn't used for this agreement.

It was moved by Director Cline and seconded by Director Gifford authorized execution of the Settlement Agreement with Teamster Local 150 for the 2022 Cost of Living Adjustment (COLA). Directors Green, Gifford, Cline voted yes. Director Harris voted no. Director Young abstained. The motion carried with a roll call vote of 3-1-1.

4.5 Consider Retroactive Authorization for Board Member Compensation Associated with March 14th Meeting with Congressman Ami Bera.

3

Congressman Ami Bera's staff reached out to RLECWD via email on March 6th. The outreach was to schedule a meeting with Congressman Bera because Rio Linda is now part of the district he represents. The requested meeting date was March 14th.

The short notice precluded requesting Board approval for the meeting prior to the meeting. Therefore, due to the potential benefits of meeting with Ami Bera, staff reached out to the RLECWD Board Chair to seek her participation and she committed to attending.

The Chair has requested compensation for the meeting with Congressman Bera. The District's compensation policy addresses retroactive authorization where there is insufficient time to hold a Board meeting in advance of the event.

Comments/Questions – No public comment.

It was moved by Director Cline and seconded by Director Gifford approved retroactive authorization for Board Member compensation associated with the March 14th meeting with Congressman Ami Bera. Directors Green, Gifford, Cline and Young voted yes. Director Harris abstained. The motion carried with a roll call vote of 4-0-1.

4.6 Review the Impacts and District's Responses to Hexavalent Chromium Maximum Contaminant Level (MCL) Adoptions.

The objective of discussing this item at the February 6th Committee meeting was to bring new Board Member (and new Executive Committee member) Anthony Cline up to speed on Hexavalent Chromium MCL matters. As evidenced by the recurring questions from the public at Board meetings as well as Board Member questions premised on inferences that some prior Board actions can be rescinded, (e.g. Surcharge #2), it behoove the District to review the Board actions and milestones associated and attributable to the Hexavalent Chromium MCL.

The following chronological list summarizes the Board actions and milestones to date:

NOTE: There were four different General Managers at the District from June 2016 to December 2017.

- 2014 – The state adopted the 10-ppb Hexavalent Chromium MCL and established a two-year compliance period.
- 2016 The District adopted a rate increase with Surcharge #2 designated to partially fund the capital improvements for Hexavalent Chromium mitigation. The assumption in the 2016 rate study was that RLECWD was a "Disadvantaged Community". As such grants and/or low-interest loans would be readily available to help fund Hexavalent Chromium mitigation. The assumptions were wrong, so Surcharge #2 is the only funding for capital improvements to mitigate Hexavalent Chromium. Additionally, Surcharge # 2 was exclusively for capital improvements. **There was no funding for recurring operating costs associated with Hexavalent Chromium mitigation, e.g., increased labor costs and consumable materials costs.**
- June 2017, the District awarded a construction contract following a competitive bid process for constructing well head treatment for hexavalent chromium.
- August 2017, a California court ruled that the state adoption of the 10-ppb Hexavalent Chromium MCL did NOT include a sufficient economic feasibility analysis. The state responded it would re-perform the economic feasibility analysis and re-establish the MCL.
- December 2017 to January 2018, efforts to modify the awarded construction contract for well head treatment reached an insurmountable obstacle and the contract was terminated.
- January 2018, the RLECWD Board ordered the General manager to secure a loan to fund Hexavalent Chromium mitigation projects.
- February 2018, the District engaged Fieldman Rolapp Municipal Finance to assist in procuring funding for Hexavalent Chromium mitigation. The February 28, 2018 Board meeting adopted and authorized all municipal financing documents and designated the source of debt service to be Surcharge #2. The \$3.87 million loan obligates the District to use Surcharge #2 to make loan payments until April 2033.
- May 2018, the State publishes that re-adoption of the Hexavalent Chromium MCL is their #1 priority.
- Fall 2018 to spring 2019, the District executes all necessary documents to use municipal loan proceeds to fund Well #16 Ground Water Pumping Station, which comes online in June 2021.

- April 2019, the Board approves a Request for Proposals for a rate study consultant. A primary reason for the rate study is to bridge the gap in funding for recurring operational costs associated with Hexavalent Chromium treatment.
- June 2019, the rate study consultant request feedback from the board on the timing for funding of water treatment operator certifications. The Board's response was funding for increased labor cost is needed in 2022. Accordingly, the 5-year rate restructuring is designed to provide funding for Hexavalent Chromium Treatment in 2022.
- February 2021, the District completes negotiations with the Union for a MOU renewal. The new MOU obligates the District to open the new water system operator positions for filling internally within 6-months of the state publishing the Notice of Proposed Rulemaking for the Hexavalent Chromium MCL.
- December 2022, the state publishes the Standardized Regulatory Impact Analysis for the Hexavalent Chromium MCL, which forecast publishing the Notice of Proposed Rulemaking in February/March 2023.

Comments/Questions – Director Harris referred to a discussion and information she received from Melissa Hall, State Water Resources Control Board, that based on the process of the proposed Hexavalent Chromium MCL could be as far out as November 2024. The MOU referring to the treatment operators 6 months after proposal of Hexavalent Chromium MCL is not for some time.

Director Cline inquired on the timeline of when the District will start treatment for Hexavalent Chromium.

GM Shaw stated that the District is looking at using Well 15 for treatment since it has the most production and space at the well site. He further stated that during the building of a treatment plant it is good to have the staff certified that will be working with the treatment plant. Within 6 months after the State publishes the MCL, which is supposed to March 2023 according to the Executive Director of State Water Resources Control Board, the District must open up the treatment positions as per the MOU.

Director Young expressed that she felt dupped for having to promote the current operators to treatment operators when the District isn't required to have treatment until 2027.

Public member inquired why the Consumer Confidence Report (CCR) indicates that Well 15 shows since installed in 2012 the MCL is 8.36 and now is 12. something.

The Board took no action on this item.

4.7 Authorize any New Board Member Assignments (committees and other) Proposed by the Chair Pursuant to District Policy 2.01.065.

The Board took no action on this item.

5. INFORMATION ITEMS

5.1 District Activities Reports

- 5.1.1 Water Operations Report – Written report provided.
- 5.1.2 Completed and Pending Items Report – Written report provided.
- 5.1.3 Leak Repair Report – Report provided.
- 5.1.4 GM Minor Budget Revision #2
- 5.1.5 State Water Resources Control Board 2023 Priorities.
- 5.1.6 Letter to Division of Drinking Water on New, Redundant, Overreaching Conservation Reporting Requirements.
- 5.1.7 ACWA E-News Article on Rescinding Drought Emergency Rates.
- 5.1.8 SWRCB Staff Report on Making Conservation a CA Way of Life

Comments/Questions –Director Cline asked GM Shaw for additional information from some of the reports provided. Public member inquired on the water operations report, if the numbers include District leaks.

5.2 Board Member Report

- 5.2.1 Report any ad hoc committees dissolved by requirements in Policy 2.01.065 – No action taken.
- 5.2.2 Sacramento Groundwater Authority – Harris (primary) – Not meeting.
- 5.2.3 Executive Committee – Gifford, Cline – Minutes provided.
- 5.2.4 ACWA/JPIA – Cline – Nothing to report, no meeting.

5.2.5. Meeting with Congressman Ami Bera on March 14th – Harris gave a verbal report.

5.2.6 Pressing Matters Advisory Ad Hoc- Harris, Young – Several meetings, one with the Accounting Specialist. Learned a lot, but they still have more to learn. The agency is being managed well.

4

6. DIRECTORS' AND GENERAL MANAGER COMMENTS –Director Young apologize for being late to the meeting.

7. ADJOURNMENT - The meeting was adjourned at 8:31pm.

Respectfully submitted,

Timothy R. Shaw, Secretary

Mary Harris, President of the Board



**Consent Calendar
Agenda Item: 3.2**

Date: April 24, 2023

Subject: Expenditures

Staff Contact: Timothy R. Shaw, General Manager

Recommended Committee Action:

The Executive Committee recommends approval of the Expenditures for the month of February 2023.

Current Background and Justification:

These expenditures have been completed since the last regular meeting of the Board of Directors.

Conclusion:

I recommend the Board approve the Expenditures for February 2023.

Board Action / Motion

Motioned by: Director _____ Seconded by Director _____

Cline _____ Gifford _____ Green _____ Harris _____ Young _____

(A) Yea (N) Nay (Ab) Abstain (Abs) Absent

**Rio Linda Elverta Community Water District
Expenditure Report
February 2023**


| Type | Date | Num | Name | Memo | Amount |
|-----------------|------------|------|--|---|-----------|
| Liability Check | 02/08/2023 | EFT | QuickBooks Payroll Service | For PP Ending 02/04/23 Pay date 02/09/23 | 17,825.79 |
| Liability Check | 02/09/2023 | EFT | CalPERS | For PP Ending 02/04/23 Pay date 02/09/23 | 2,796.83 |
| Liability Check | 02/09/2023 | EFT | CalPERS | For PP Ending 02/04/23 Pay date 02/09/23 | 1,182.24 |
| Liability Check | 02/09/2023 | EFT | Internal Revenue Service | Employment Taxes | 6,648.90 |
| Liability Check | 02/09/2023 | EFT | Employment Development | Employment Taxes | 1,265.39 |
| Liability Check | 02/09/2023 | EFT | Empower | Deferred Compensation Plan: Employer & Employee Share | 1,881.35 |
| Bill Pmt -Check | 02/09/2023 | EFT | Adept Solutions | Computer Maintenance | 1,333.00 |
| Bill Pmt -Check | 02/09/2023 | EFT | Comcast | Phone | 108.48 |
| Bill Pmt -Check | 02/09/2023 | EFT | Sacramento Metropolitan Air Quality District | Permits & Fees | 1,387.75 |
| Bill Pmt -Check | 02/09/2023 | EFT | Republic Services | Utilities | 131.01 |
| Bill Pmt -Check | 02/09/2023 | EFT | Umpqua Bank Credit Card | Backflow testing, Computer, Office, Postage, Safety | 1,308.88 |
| Bill Pmt -Check | 02/09/2023 | EFT | Verizon | Field Communication, Field IT | 572.22 |
| Check | 02/09/2023 | EFT | RLECWD | Umpqua Bank Monthly Debt Service Transfer | 17,000.00 |
| Transfer | 02/09/2023 | EFT | RLECWD - Capital Improvement | Current Monthly Transfer | 49,500.00 |
| Check | 02/09/2023 | 2447 | Customer | Final Bill Refund | 84.72 |
| Bill Pmt -Check | 02/09/2023 | 2448 | ABS Direct | Printing, Postage, Prepaid Postage Refill \$5K | 6,061.48 |
| Bill Pmt -Check | 02/09/2023 | 2449 | ACWA/JPIA Powers Insurance Authority | EAP | 23.80 |
| Bill Pmt -Check | 02/09/2023 | 2550 | BSK Associates | Lab Fees | 448.00 |
| Bill Pmt -Check | 02/09/2023 | 2451 | Continental Utility Solutions | Computer Annual Maintenance Agreement | 4,750.00 |
| Bill Pmt -Check | 02/09/2023 | 2452 | Corelogic Solutions | Subscription | 100.00 |
| Bill Pmt -Check | 02/09/2023 | 2453 | Empower | 457 Plan Fees | 325.00 |
| Bill Pmt -Check | 02/09/2023 | 2454 | Forrest Tree Service | Pumping Maintenance | 950.00 |
| Bill Pmt -Check | 02/09/2023 | 2455 | Government Finance Officers Association | Membership Dues; ACFR | 610.00 |
| Bill Pmt -Check | 02/09/2023 | 2456 | Henrici, Mary | Retiree Insurance, Quarterly | 629.80 |
| Bill Pmt -Check | 02/09/2023 | 2457 | ICONIX Waterworks | Distribution Supplies | 4,531.99 |
| Bill Pmt -Check | 02/09/2023 | 2458 | Intermedia.net | Telephone | 76.62 |
| Bill Pmt -Check | 02/09/2023 | 2459 | Ramos Oil | Pumping Maintenance | 3,330.48 |
| Bill Pmt -Check | 02/09/2023 | 2460 | Rio Linda Elverta Recreation & Park | Meeting Fee | 100.00 |
| Bill Pmt -Check | 02/09/2023 | 2461 | Rio Linda Hardware & Building Supply | Shop Supplies | 137.93 |
| Bill Pmt -Check | 02/09/2023 | 2462 | SMUD | Utilities | 14,441.48 |
| Bill Pmt -Check | 02/09/2023 | 2463 | Spok, Inc. | Field Communication | 15.42 |
| Bill Pmt -Check | 02/09/2023 | 2464 | Vanguard Cleaning Systems | Janitorial | 195.00 |
| Bill Pmt -Check | 02/09/2023 | 2430 | Verizon Wireless | Internet | 45.06 |
| Bill Pmt -Check | 02/17/2023 | EFT | ARCO | Fuel | 825.48 |
| Check | 02/24/2023 | EFT | Wageworks | FSA Administration Fee | 76.25 |
| Liability Check | 02/22/2023 | EFT | QuickBooks Payroll Service | For PP Ending 02/18/23 Pay date 02/23/23 | 18,394.70 |
| Liability Check | 02/23/2023 | EFT | CalPERS | For PP Ending 02/18/23 Pay date 02/23/23 | 2,765.84 |
| Liability Check | 02/23/2023 | EFT | CalPERS | For PP Ending 02/18/23 Pay date 02/23/23 | 1,182.24 |
| Liability Check | 02/23/2023 | EFT | Internal Revenue Service | Employment Taxes | 7,036.12 |
| Liability Check | 02/23/2023 | EFT | Employment Development | Employment Taxes | 1,372.05 |
| Liability Check | 02/23/2023 | EFT | Empower | Deferred Compensation Plan: Employer & Employee Share | 1,930.39 |
| Liability Check | 02/23/2023 | EFT | Kaiser Permanente | Health Insurance | 2,527.70 |



**Rio Linda Elverta Community Water District
Expenditure Report
February 2023**

| Type | Date | Num | Name | Memo | Amount |
|--|------------|------|-------------------------------------|------------------------------------|--------------------------|
| Bill Pmt -Check | 02/23/2023 | EFT | Adept Solutions | Computer Maintenance | 56.69 |
| Bill Pmt -Check | 02/23/2023 | EFT | PGE | Utilities | 8.59 |
| Liability Check | 02/23/2023 | EFT | Principal | Dental & Vision Insurance | 1,765.52 |
| Liability Check | 02/23/2023 | EFT | Western Health Advantage | Health Insurance | 12,092.92 |
| Check | 02/23/2023 | EFT | RLECWD - SURCHARGE ACCOUNT 1 | Bi-monthly Transfer | 88,158.42 |
| Check | 02/23/2023 | EFT | RLECWD - SURCHARGE ACCOUNT 2 | Bi-monthly Transfer | 73,310.69 |
| Check | 02/23/2023 | 2466 | Customer | Final Bill Refund | 85.32 |
| Check | 02/23/2023 | 2467 | Customer | Final Bill Refund | 70.62 |
| Bill Pmt -Check | 02/23/2023 | 2468 | DirectHit Pest Control | Office Maintenance | 80.00 |
| Bill Pmt -Check | 02/23/2023 | 2469 | EKI Environment & Water | Engineering | 5,000.00 |
| Bill Pmt -Check | 02/23/2023 | 2470 | Pacific Shredding | Office Expense | 40.32 |
| Bill Pmt -Check | 02/23/2023 | 2471 | RDO Equipment Co. | Construction Equipment Maintenance | 324.79 |
| Bill Pmt -Check | 02/23/2023 | 2472 | Rio Linda Elverta Recreation & Park | Meeting Expense | 100.00 |
| Bill Pmt -Check | 02/23/2023 | 2473 | RW Trucking | Distribution Supplies | 735.01 |
| Bill Pmt -Check | 02/23/2023 | 2474 | Unifirst Corporation | Uniforms | 333.78 |
| Bill Pmt -Check | 02/23/2023 | 2475 | White Brenner, LLP | Legal | 1,117.20 |
| Total 10020 - Operating Account Budgeted Expenditures | | | | | <u>359,189.26</u> |

| | | | | | |
|---|------------|------|------------------------------------|---|------------------------|
| Bill Pmt -Check | 02/09/2023 | 2446 | Teamsters | Union Dues | 679.00 |
| Liability Check | 02/09/2023 | EFT | California State Disbursement Unit | Employee Garnishment | 227.53 |
| Liability Check | 02/15/2023 | EFT | AFLAC | Employee Funded Premiums | 745.84 |
| Liability Check | 02/23/2023 | EFT | California State Disbursement Unit | Employee Garnishment | 227.53 |
| EFT | 02/28/2023 | EFT | WageWorks | February FSA Expenditures - Employee Funded | 1,489.36 |
| Total 10020 - Operating Account Non-Budgeted Expenditures: Employee Paid Pass-throughs | | | | | <u>3,369.26</u> |



7

Consent Calendar Agenda Item: 3.3

Date: April 24, 2023

Subject: Financial Reports

Staff Contact: Timothy R. Shaw, General Manager

Recommended Committee Action:

The Executive Committee recommends approval of the Districts Financial Reports for the month of February 2023.

Current Background and Justification:

The financial reports are for the District's balance sheet, profit and loss, and capital improvements year to date.

These financials are to be presented to the Board of Directors to inform them of the District's current financial condition.

Conclusion:

I recommend the Board approve the Financial Reports for February 2023.

Board Action / Motion

Motioned by: Director _____ Seconded by Director _____
Cline _____ Gifford _____ Green _____ Harris _____ Young _____
(A) Yea (N) Nay (Ab) Abstain (Abs) Absent

Rio Linda Elverta Community Water District
Balance Sheet
 As of February 28, 2023



ASSETS

Current Assets

Checking/Savings

| | |
|--|---------------------|
| 100 · Cash & Cash Equivalents | |
| 10000 · Operating Account | |
| 10020 · Operating Fund-Umpqua | 1,532,317.08 |
| Total 10000 · Operating Account | 1,532,317.08 |
| 10475 · Capital Improvement | |
| 10480 · General | 576,422.48 |
| 10481 · Cr6 Mitigation | 454,500.00 |
| 10485 · Vehicle Replacement Reserve | 17,948.49 |
| Total 10450 · Capital Improvement | 1,048,870.97 |
| Total 100 · Cash & Cash Equivalents | 2,581,188.05 |

102 · Restricted Assets

| | |
|--|---------------------|
| 102.2 · Restricted for Debt Service | |
| 10700 · ZIONS Inv/Surcharge Reserve | 499,783.27 |
| 10300 · Surcharge 1 Account | 915,472.73 |
| 10350 · Umpqua Bank Debt Service | 82,263.02 |
| 10380 · Surcharge 2 Account | 418,197.53 |
| 10385 · Pacific Premier Bank Checking | 557,888.79 |
| Total 102.2 · Restricted for Debt Service | 2,473,605.34 |
| 102.4 · Restricted Other Purposes | |
| 10490 · Future Capital Imp Projects | 1,630,828.78 |
| 10600 · LAIF Account | 807,737.64 |
| 10650 · Operating Reserve Fund | 337,445.29 |
| Total 102.4 · Restricted Other Purposes | 2,776,011.71 |
| Total 102 · Restricted Assets | 5,249,617.05 |

Total Checking/Savings 7,830,805.10

Accounts Receivable 218,988.40

Other Current Assets

| | |
|-------------------------------------|-------------------|
| 12000 · Water Utility Receivable | 64,968.74 |
| 12200 · Accrued Revenue | 150,000.00 |
| 12250 · Accrued Interest Receivable | 933.53 |
| 15000 · Inventory Asset | 52,310.62 |
| 16000 · Prepaid Expense | 67,839.27 |
| Total Other Current Assets | 336,052.16 |

Total Current Assets **8,385,845.66**

Fixed Assets

| | |
|------------------------------------|----------------------|
| 17000 · General Plant Assets | 685,384.68 |
| 17100 · Water System Facilities | 25,039,859.58 |
| 17300 · Intangible Assets | 373,043.42 |
| 17500 · Accum Depreciation & Amort | -11,137,668.41 |
| 18000 · Construction in Progress | 424,288.05 |
| 18100 · Land | 576,672.45 |
| Total Fixed Assets | 15,961,579.77 |

Other Assets

| | |
|--------------------------------|-------------------|
| 18500 · ADP CalPERS Receivable | 470,000.00 |
| 19000 · Deferred Outflows | 478,923.00 |
| 19900 · Suspense Account | -93.22 |
| Total Other Assets | 948,829.78 |

TOTAL ASSETS **25,296,255.21**

Rio Linda Elverta Community Water District
Balance Sheet
As of February 28, 2023

LIABILITIES & EQUITY**Liabilities****Current Liabilities**

| | |
|---------------------------|------------|
| Accounts Payable | 27,813.80 |
| Credit Cards | 72.00 |
| Other Current Liabilities | 939,647.95 |

| | |
|----------------------------------|-------------------|
| Total Current Liabilities | 967,533.75 |
|----------------------------------|-------------------|

Long Term Liabilities

| | |
|----------------------------------|--------------|
| 23000 · OPEB Liability | 66,836.00 |
| 23500 · Lease Buy-Back | 558,032.27 |
| 25000 · Surcharge 1 Loan | 3,094,197.71 |
| 25050 · Surcharge 2 Loan | 2,325,040.16 |
| 26000 · Water Rev Refunding | 1,506,424.00 |
| 26500 · ADP CalPERS Loan | 440,000.00 |
| 27000 · Community Business Bank | 140,123.22 |
| 29000 · Net Pension Liability | 4,903.00 |
| 29500 · Deferred Inflows-Pension | 4,280.00 |
| 29600 · Deferred Inflows-OPEB | 56,611.00 |

| | |
|------------------------------------|---------------------|
| Total Long Term Liabilities | 8,196,447.36 |
|------------------------------------|---------------------|

| | |
|--------------------------|---------------------|
| Total Liabilities | 9,163,981.11 |
|--------------------------|---------------------|

Equity

| | |
|---|--------------|
| 31500 · Invested in Capital Assets, Net | 8,829,942.46 |
| 32000 · Restricted for Debt Service | 705,225.24 |
| 38000 · Unrestricted Equity | 5,588,376.42 |
| Net Income | 1,008,729.98 |

| | |
|---------------------|----------------------|
| Total Equity | 16,132,274.10 |
|---------------------|----------------------|

| | |
|---------------------------------------|----------------------|
| TOTAL LIABILITIES & EQUITY | 25,296,255.21 |
|---------------------------------------|----------------------|

**Rio Linda Elverta Community Water District
Operating Profit & Loss Budget Performance
As of February 28, 2023**

9

| | <u>Annual Budget</u> | <u>Feb 23</u> | <u>Jul 22-Feb 23</u> | <u>% of Annual Budget</u> | <u>YTD Annual Budget Balance</u> |
|---|----------------------|-------------------|----------------------|-----------------------------------|--|
| Ordinary Income/Expense | | | | | |
| Income | | | | | |
| Total 40000 · Operating Revenue | 3,040,800.00 | 177,549.50 | 1,978,176.75 | 65.05% | 1,062,623.25 |
| 41000 · Nonoperating Revenue | | | | | |
| 41110 · Investment Revenue | | | | | |
| 41112 · Interest Revenue | 35.00 | 3.19 | 26.03 | 74.37% | 8.97 |
| Surcharge Total 41110 · Investment Revenue | 35.00 | 3.19 | 26.03 | 74.37% | 8.97 |
| 41120 · Property Tax | 109,100.00 | 0.00 | 80,998.16 | 74.24% | 28,101.84 |
| Total 41000 · Nonoperating Revenue | 109,135.00 | 3.19 | 81,024.19 | 74.24% | 28,110.81 |
| Total Income | <u>3,149,935.00</u> | <u>177,552.69</u> | <u>2,059,200.94</u> | <u>65.37%</u> | <u>1,090,734.06</u> |
| Gross Income | 3,149,935.00 | 177,552.69 | 2,059,200.94 | 65.37% | 1,090,734.06 |
| Expense | | | | | |
| 60000 · Operating Expenses | | | | | |
| 60010 · Professional Fees | 116,500.00 | 12,177.20 | 74,270.67 | 63.75% | 42,229.33 |
| 60100 · Personnel Services | | | | | |
| 60110 · Salaries & Wages | 810,243.00 | 56,481.62 | 482,115.00 | 59.50% | 328,128.00 |
| 60150 · Employee Benefits & Expense | 491,140.00 | 33,800.40 | 272,551.32 | 55.49% | 218,588.68 |
| Total 60100 · Personnel Services | <u>1,301,383.00</u> | <u>90,282.02</u> | <u>754,666.32</u> | <u>57.99%</u> | <u>546,716.68</u> |
| 60200 · Administration | 250,438.00 | 11,917.69 | 192,962.37 | 77.05% | 57,475.63 |
| 64000 · Conservation | 300.00 | 0.00 | 0.00 | 0.00% | 300.00 |
| 65000 · Field Operations | 603,630.00 | 28,991.41 | 296,021.46 | 49.04% | 307,608.54 |
| Total 60000 · Operating Expenses | <u>2,272,251.00</u> | <u>143,368.32</u> | <u>1,317,920.82</u> | <u>58.00%</u> | <u>954,330.18</u> |
| 69000 · Non-Operating Expenses | | | | | |
| 69010 · Debt Service | | | | | |
| 69100 · Revenue Bond | | | | | |
| 69105 · Principle | 152,273.00 | 0.00 | 63,273.00 | 41.55% | 89,000.00 |
| 69110 · Interest | 48,650.00 | 0.00 | 24,797.52 | 50.97% | 23,852.48 |
| Total 69100 · Revenue Bond | <u>200,923.00</u> | <u>0.00</u> | <u>88,070.52</u> | <u>43.83%</u> | <u>112,852.48</u> |
| 69125 · AMI Meter Loan | | | | | |
| 69130 · Principle | 52,948.00 | 0.00 | 53,307.14 | 100.68% | -359.14 |
| 69135 · Interest | 5,566.00 | 0.00 | 5,206.78 | 93.55% | 359.22 |
| Total 69125 · AMI Meter Loan | <u>58,514.00</u> | <u>0.00</u> | <u>58,513.92</u> | <u>100.00%</u> | <u>0.08</u> |
| 69200 · PERS ADP Loan | | | | | |
| 69205 · Principle | 30,000.00 | 0.00 | 0.00 | 0.00% | 30,000.00 |
| 69210 · Interest | 1,739.00 | 0.00 | 0.00 | 0.00% | 1,739.00 |
| Total 69100 · PERS ADP Loan | <u>31,739.00</u> | <u>0.00</u> | <u>0.00</u> | <u>0.00%</u> | <u>31,739.00</u> |
| Total 69010 · Debt Service | <u>291,176.00</u> | <u>0.00</u> | <u>146,584.44</u> | <u>50.34%</u> | <u>144,591.56</u> |
| 69400 · Other Non-Operating Expense | 3,000.00 | 0.00 | 0.00 | 0.00% | 3,000.00 |
| Total 69000 · Non-Operating Expenses | <u>294,176.00</u> | <u>0.00</u> | <u>146,584.44</u> | <u>49.83%</u> | <u>147,591.56</u> |
| Total Expense | <u>2,566,427.00</u> | <u>143,368.32</u> | <u>1,464,505.26</u> | <u>57.06%</u> | <u>1,101,921.74</u> |
| Net Ordinary Income | <u>583,508.00</u> | <u>34,184.37</u> | <u>594,695.68</u> | | |
| Net Income | <u>583,508.00</u> | <u>34,184.37</u> | <u>594,695.68</u> | | |

Rio Linda Elverta Community Water District
CAPITAL BUDGET VS ACTUAL FISCAL YEAR 2022-23
 As of February 28, 2023

| | GENERAL | | FUTURE CAPITAL IMPROVEMENT PROJECTS | | VEHICLE & LARGE EQUIPMENT REPLACEMENT | |
|--|-------------------|------------------|-------------------------------------|------------------|---------------------------------------|------------|
| | Annual Budget | YTD Actual | Annual Budget | YTD Actual | Annual Budget | YTD Actual |
| FUNDING SOURCES | | | | | | |
| Fund Transfers | | | | | | |
| Operating Fund Transfers In | 594,000.00 | 396,000.00 | - | - | - | - |
| Operating Fund Transfers Out | (59,000.00) | (59,000.00) | | | | |
| CIP Fund Intrafund Transfers | (312,737.00) | - | 302,737.00 | - | 10,000.00 | - |
| PERS ADP Loan Payment | | | | | | |
| Principle | | | 30,000.00 | - | | |
| Interest | | | 1,739.00 | - | | |
| Investment Revenue | 85.00 | 61.37 | 110.00 | 109.41 | - | - |
| PROJECTS | | | | | | |
| A · WATER SUPPLY | | | | | | |
| A-1 · Miscellaneous Pump Replacements | 40,000.00 | - | | | | |
| Total A · WATER SUPPLY | 40,000.00 | - | - | - | - | - |
| B · WATER DISTRIBUTION | | | | | | |
| B-1 · Service Replacements | 30,000.00 | - | - | - | - | - |
| B-2 · Small Meter Replacements | 120,000.00 | 17,811.03 | - | - | - | - |
| B-3 · Large Meter Replacements | 5,000.00 | - | - | - | - | - |
| B-4 · Pipeline Replacement | - | - | 478,844.00 | 79,650.00 | - | - |
| Total B · WATER DISTRIBUTION | 155,000.00 | 17,811.03 | 478,844.00 | 79,650.00 | - | - |
| M · GENERAL PLANT ASSETS | | | | | | |
| M-1 · Urban Water Management Plan | 50,000.00 | 50,000.00 | - | - | - | - |
| Total M · GENERAL PLANT ASSETS | 50,000.00 | 50,000.00 | - | - | - | - |
| TOTAL BUDGETED PROJECT EXPENDITURES | 245,000.00 | 67,811.03 | 478,844.00 | 79,650.00 | - | - |



**Items for Discussion and Action
Agenda Item: 4.1**

Date: April 24, 2023
Subject: General Manager's Report
Staff Contact: Timothy R. Shaw

Recommended Committee Action:

N/A this item is not reviewed by committee.

Current Background and Justification:

The General Manager will provide a written report of District activities over the period since the last regular Board meeting. The Board may ask for clarifications and may also provide direction in consideration of the reported activities.

Conclusion:

No Board action is anticipated for this item.

Board Action / Motion

Motioned by: Director _____ Seconded by Director _____

Cline _____ Gifford _____ Green _____ Harris _____ Young _____
(A) Yea (N) Nay (Ab) Abstain (Abs) Absent



Date: April 24, 2023

Subject: General Manager Report

Staff Contact: Timothy R. Shaw, General Manager

For the given month, I participated in the following reoccurring meetings and special events: Demands for resources associated with the 2014 agreement to sell lease rights for the elevated water storage tank for cellular service providers, a long list of discovery documents related to hexavalent chromium litigation, and the Water Forum funding gap influenced this reporting period.

1. On March 27th, I met with Adept Solutions to continue discussion on transitioning to a cloud-based server, specifically the means of transitioning billing software (CUSI).
2. On March 29th, several water agencies representatives met again with the Division of Drinking Water to continue dialog on the new, redundant conservation reporting.
3. On April 5th (morning), I participated in a meeting of the Water Forum, Water Caucus, where further refinements of the funding gap proposed allocation among water agencies was discussed.
4. On April 5th (afternoon), I participated in the Drinking Water Operator Certification Advisory Committee meeting. The program continues to experience a substantial backlog of unprocessed certification applications.
5. On April 12th (morning), I met with Streamline, a website design and webmaster services provider affiliated with CSDA.
6. On April 12th (midday), I attended the monthly Executive Committee meeting.
7. On April 12th (evening), I met with Legal Counsel to discuss proposed Resolution 2023-05, Clarifying the administration component in the District's capacity fee program.
8. On April 13th, Director Harris and I participated in the regular meeting of the Sacramento Groundwater Authority.
9. On April 18th, I participated in a meeting of the Water Forum Water Caucus.
10. On April 20th, I met with Adept Solutions to discuss the long list of discovery items associated with hexavalent chromium litigation.

Throughout the reporting period, additional demands for resources were incurred from:

- Interacting with specialty Legal Counsel on the list of discovery documents.
- Review of files / documents associated with the sold rights to collect rent from cell phone services providers on the elevated water tank.
- Corresponding with other water agencies regarding the Water Forum funding shortfall.

The District continues to be impacted by inflation and supply chain delays.



**Items for Discussion and Action
Agenda Item: 4.2**

Date: April 24, 2023
Subject: Contract District Engineer's Report
Staff Contact: Mike Vasquez, Contract District Engineer

Recommended Committee Action:

N/A this item is not reviewed by committee.

Current Background and Justification:

The Contract District Engineer will provide a written report of District activities over the period since the last regular Board meeting. The Board may ask for clarifications and may also provide direction in consideration of the reported activities.

Conclusion:

No Board action is anticipated for this item.

Board Action / Motion

Motioned by: Director _____ Seconded by Director _____

Cline _____ Gifford _____ Green _____ Harris _____ Young _____

(A) Yea (N) Nay (Ab) Abstain (Abs) Absent

19 April 2023

DISTRICT ENGINEER'S REPORT

To: Tim Shaw, General Manager, Rio Linda / Elverta Community Water District

From: Mike Vasquez, PE, PLS, Principal Engineer (EKI), Contract District Engineer (RL/ECWD)

Subject: District Engineer's Report for the 24 April 2023 Board of Directors Meeting

The District Engineer is pleased to submit this brief update of duties and tasks performed for the period of 22 March 2023 to 19 April 2023:

1. General District Engineering:

- a. Valve Vault Cover Replacement at 30th St. and Elkhorn Blvd.: Staff met onsite with construction contractor Rawles Engineering, Inc. on 4/13/2023 to review the installation requirements for the new vault cover. The contractor provided a quote to the District on 4/18/2023 and we are currently in negotiations. As previously mentioned to the Board of Directors, the vault cover has been fabricated and is ready for delivery. It is anticipated that the cover will be installed over the next two weeks.
- b. Well 16 Pump Station DWR Grant Reimbursement: As mentioned at the March Board Meeting, staff received the generator permit from the Air Quality District on 2/28/2023 and immediately forwarded it to the California Department of Water Resources (DWR) via the Regional Water Authority (RWA). At that time RWA stated, DWR would release the final grant payment to the District in mid April 2023. The District has not yet received payment and we are waiting for a response from RWA on an inquiry.
- c. Low Cost Water System Capacity Hydraulic Modeling Exploration: The General Manager and District Engineer met with a professor from Santa Clara University on 3/23/2023 to discuss an opportunity presented by the University for senior students to perform free engineering work to the District as part of their graduating "Capstone" project requirement. The project of interest is to have the students assess the District's water system capacity and develop a water system hydraulic model. The students will be presented with several potential projects from other entities as well, and if the District's project is selected by the students, it would be performed during the 2023/2024 school year. This would include approximately 400 hours of student work at no cost to the District. Other inherited costs such as District review and model management will be necessary, but at a significantly reduced cost compared to hiring a consultant to perform the work to be done by the students. The Board of Directors will be informed if the students select to do the project and if this opportunity comes to fruition. This item is for information only and no action is needed from the Board at this time.
- d. 2023/2024 Fiscal Year District Budget for Construction Improvement Projects: This item is presented to the Board of Directors as information only and will be further discussed during budget

preparation. This is a list of items is being compiled by the Operations Superintendent and District Engineer for implementation during the next fiscal year. The preliminary project list is below:

- i. 2024 Sacramento County Paving Project: Lowering and raising of approximately 30 water valve covers on Elkhorn Boulevard between 6th Street and Dry Creek Road as part of a Sacramento County paving project.
- ii. Cathodic Protection (CP) at the L Street Ground Level Tank and Elevated Tank: This item includes maintenance of the CP system for the ground level tank, and replacement of the CP system for the elevated tank.
- iii. Pipeline Replacement Project: Replacement of pipeline as part of the District's annual pipeline replacement project Capital Improvement Program. This will likely include more pipeline replacement on Dry Creek Road to the U Street intersection.
- iv. Well 15 Hexavalent Chromium Treatment Design: This description is currently undefined as the MCL for Hexavalent Chromium has not yet been adopted. It is anticipated that initial treatment system analysis and design will be performed at some point during the 2023/2024 fiscal year.

2. Active Development Reviews (only projects with updates from the last Board Meeting):

- a. None during this reporting period.

3. CIP Dry Creek Road Pipe Replacement Project:

- a. Staff met onsite with construction contractor Rawles Engineering, Inc. and County of Sacramento Inspectors on 4/13/2023 to review the pipeline installation requirements and traffic control for the project. At the meeting, the County requested a revised traffic control plan from the contractor, and it was submitted the same day. It is anticipated that construction will begin within the next two weeks, pending approval of the traffic control plan by the County.

Please contact me directly at the office (650) 292-9112, cell phone (530) 682-9597, or email at mvasquez@ekiconsult.com with any questions or require additional information.

Very truly yours,

Mike Vasquez, PE, PLS
Principal Engineer (EKI), District Engineer (RL/ECWD)



**Items for Discussion and Action
Agenda Item: 4.3**

Date: March 27, 2023

Subject: Rescind Water Shortfall Contingency Stage Declaration.

Staff Contact: Timothy R. Shaw, General Manager

Recommended Committee Action:

This item was discussed at the April 12th Executive Committee meeting. The Executive Committee forwarded this item onto the April 24th Board agenda with the Committee’s recommendation for Board approval.

Current Background and Justification:

In October 2021, Governor Newsom issued a declaration of drought emergency. Among the mandates included was a requirement for local water agencies to implement their respective water shortfall contingency plans for a 20% targeted water conservation. Shortly thereafter, the RLECWD Board took the action mandated by the Governor.

On March 24, 2023, the Governor declared specific elements of the emergency drought declaration be removed to ease the drought emergency. One such element was rescinding the mandate for water shortfall contingency plans at 20% conservation. The Governor’s mandate was the sole basis for the water shortfall declaration, i.e., there is no actual water shortfall.

Conclusion:

Sample Motion: Move to rescind the previously declared water shortfall contingency and thereby reinstate the “Non-Drought” stage of the Board adopted Water Shortfall Contingency Plan.

Board Action / Motion

Motioned by: Director _____ Seconded by Director _____

Cline _____ Gifford _____ Green _____ Harris _____ Young _____
(A) Yea (N) Nay (Ab) Abstain (Abs) Absent

Governor Newsom Eases Drought Restrictions

Published: Mar 24, 2023

WHAT TO KNOW: Climate change has made California's dry and wet spells more extreme and unpredictable – after the three driest years on record, recent rain and snowfall have dramatically changed conditions in many parts of the state. The state has also advanced actions to boost storage and supply. Today's action eases drought emergency provisions that are no longer needed while maintaining others to support impacted communities statewide.

Harnessing water captured and stored from recent storms, the state also announced a major increase in expected State Water Project deliveries to local agencies – now an anticipated [75% allocation](#).

YOLO COUNTY – Governor Gavin Newsom today rolled back some drought emergency provisions that are no longer needed due to current water conditions, while maintaining other measures that support regions and communities still facing water supply challenges, and that continue building up long-term water resilience. Amid climate-driven weather whiplash, the state has taken action to boost water supplies through groundwater recharge, stormwater capture, reservoir storage, and more.

Today's action comes as the state announced [increased water deliveries](#) to 29 public water agencies that serve 27 million Californians, now expecting to deliver 75% of requested water supplies – up from 35% announced in February, and the highest since 2017.

While recent storms have helped ease drought impacts, regions and communities across the state continue to experience water supply shortages, especially communities that rely on groundwater supplies that have been severely depleted in recent years. Today's order is responsive to current conditions while preserving smart water measures:

- Ends the voluntary 15% water conservation target, while continuing to encourage that Californians make conservation a way of life;
- Ends the requirement that local water agencies implement level 2 of their drought contingency plans;
- Maintains the ban on wasteful water uses, such as watering ornamental grass on commercial properties;
- Preserves all current emergency orders focused on groundwater supply, where the effects of the multi-year drought continue to be devastating;
- Maintains orders focused on specific watersheds that have not benefited as much from recent rains, including the Klamath River and Colorado River basins, which both remain in drought;
- Retains a state of emergency for all 58 counties to allow for drought response and recovery efforts to continue.

Water Shortage Contingency Plan
 2020 Update
 Rio Linda/Elverta Community Water District

Table 6-1 Demand Reduction Actions (DWR Table 8-2)

| Shortage Level | Demand Reduction Actions | How much is this going to reduce the shortage gap? (a) | Additional Explanation or Reference | Penalty, Charge, or Other Enforcement? |
|----------------|--------------------------|--|---|--|
| Non-Drought | Other | - | <ol style="list-style-type: none"> 1. Hoses must be equipped with a shut-off valve for washing vehicles, sidewalks, walkways, or buildings. 2. Restrict water use for ornamental fountains or recommend the use of re-circulated or recycled water. 3. Potable water shall not be applied in any manner to any driveway, sidewalk, or other hard surface except when necessary to address immediate health or safety concerns. 4. Potable water shall not be used to water outdoor landscapes in a manner that causes more than incidental runoff onto non-irrigated areas, walkways, roadways, parking lots, or other hard surfaces. 5. Potable water cannot be applied to outdoor landscapes during and up to 48 hours after measurable rainfall. 6. Potable water shall not be used to irrigate ornamental turf on public street medians. 7. Encourage restaurants and other food service operations to serve water to customers only upon request during a period for which the Governor has issued a proclamation of a state of emergency. 8. Encourage users to wash only full loads of laundry. 9. Broken or defective plumbing and irrigation systems must be repaired or replaced within a reasonable period. 10. Recreational water features shall be covered when not in use. 11. Single-pass cooling systems on new construction shall not be allowed. 12. Prohibit unauthorized use of hydrants. 13. All water using equipment must be in working order. 14. Encourage greywater use for irrigating landscape where possible. 15. Other measures as may be approved by the State Water Resources Control Board or the District. | Yes |

Water Shortage Contingency Plan
 2020 Update
 Rio Linda/Elverta Community Water District

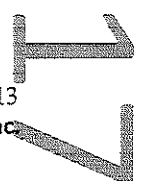
Table 6-1 Demand Reduction Actions (DWR Table 8-2)

| Shortage Level | Demand Reduction Actions | How much is this going to reduce the shortage gap? (a) | Additional Explanation or Reference | Penalty, Charge, or Other Enforcement? |
|----------------|--------------------------|--|--|--|
| 1 | Other | 5% | <ol style="list-style-type: none"> 1. Continue with “no drought” restrictions and prohibitions except where superseded by more stringent requirements. 2. Require repair of all leaks within 24 hours. 3. Require covers for all recreational water features such as pools. 4. Prohibit Commercial vehicle washing except with use of recycled water. 5. Other measures as may be approved by the State Water Resources Control Board or the District. | Yes |
| 2 | Other | 15% | <ol style="list-style-type: none"> 1. Continue with Stage 1 restrictions and prohibitions except where superseded by more stringent requirements. 2. Audit and reduce system water losses. 3. Limit irrigation to 3 days/week, 15 minutes/day, between 8PM and 6AM for Dedicated Irrigation, Residential users, and Commercial users. 4. Prohibit single-pass cooling systems. 5. Other measures as may be approved by the State Water Resources Control Board or the District. | Yes |
| 3 | Other | 25% | <ol style="list-style-type: none"> 1. Continue with Stage 2 restrictions and prohibitions except where superseded by more stringent requirements. 2. Limit irrigation to 2 days/week, 15 minutes/day, between 9PM and 6AM for Dedicated Irrigation, Residential users, and Commercial users. 3. Prohibit Residential washing of vehicles except with use of recycled water. 4. Other measures as may be approved by the State Water Resources Control Board or the District. | Yes |
| 4 | Other | 35% | <ol style="list-style-type: none"> 1. Continue with Stage 3 restrictions and prohibitions except where superseded by more stringent | Yes |

Water Shortage Contingency Plan
 2020 Update
 Rio Linda/Elverta Community Water District

Table 6-1 Demand Reduction Actions (DWR Table 8-2)

| Shortage Level | Demand Reduction Actions | How much is this going to reduce the shortage gap? (a) | Additional Explanation or Reference | Penalty, Charge, or Other Enforcement? |
|----------------|--------------------------|--|--|--|
| | | | requirements. 2. Decrease frequency and length of line flushing. 3. No new connections allowed unless already approved 4. Conduct account surveys for Dedicated Irrigation accounts, high water using Commercial users, and high water using Residential users. 5. Other measures as may be approved by the State Water Resources Control Board or the District. | |
| 5 | Other | 45% | 1. Continue with Stage 4 restrictions and prohibitions except where superseded by more stringent requirements. 2. Moratorium on new connections. 3. Limit irrigation to 1 days/week, 10 minutes/day, between 9PM and 6AM for Dedicated Irrigation accounts, Residential users, and Commercial users. 4. Establish water budget with 50% reduction for Dedicated Irrigation accounts, 10% reductions for Residential and 10% for Commercial Users. 5. Other measures as may be approved by the State Water Resources Control Board or the District. | Yes |
| 6 | Other | 55% | 1. Continue with Stage 5 restrictions and prohibitions except where superseded by more stringent requirements. 2. Establish water budget with 100% reduction for Dedicated Irrigation accounts, 30% reductions for Commercial Users, and 25% reductions for Residential users. 3. Other measures as may be approved by the State Water Resources Control Board or the District. | Yes |





Items for Discussion and Action Agenda Item: 4.4

Date: April 24, 2023
Subject: Water Forum Funding Gap
Staff Contact: Timothy R. Shaw, General Manager

Recommended Committee Action:

This item was discussed at the April 12th Executive Committee meeting. The Executive Committee forwarded this item to the April 24th Board agenda with the Committee's recommendation to decline the allocation of funding from RLECWD.

Current Background and Justification:

Over the past several meetings of the Water Forum, Water Caucus, discussions have focused on the projected funding gap for the Water Forum successor agreement.

The essential value of a Water Forum successor agreement is to avoid costly and time-consuming litigation amongst a diverse group of stakeholders. As an example, the environmental caucus would prefer less water being taken from reservoirs, while the water caucus and business caucus disagree. Finding common ground through a formal agreement is what the Water Forum is all about.

Unfortunately, all the funding for the Water Forum's costs comes from the water agencies, with voluntary contributions coming from water related entities, e.g. SMUD, SAFCA etc. Funding for the RLECWD participation has been from Zone 13 tax (a per parcel tax on all property owners in the RLECWD service area. The Water Caucus believes RLECWD needs to contribute an additional \$4,500 to \$6,000 per year as a fair share. A spreadsheet associated with this item summarizes the allocation of costs amongst all the funding entities.

As discussed at the April 12th Executive Committee, the benefits to all water agencies are NOT uniform. Water Agencies, who are seeking changes to reservoir operations and water rights therein, have an obvious, direct benefit in getting environmental groups' agreement. Conversely, an all-groundwater agency like RLECWD has less direct benefit from a renewal of the Water Forum Agreement. Accordingly, the Executive Committee recommends the Board vote to decline the request from Water Forum for additional funding. The result of such action by the RLECWD Board will be that the other water agencies will need to make up for the lack of additional funding from RLECWD.

Conclusion:

Sample Motion: Move to decline the request from Water Forum, Water Caucus for additional funding from RLECWD.

Board Action / Motion

Motioned by: Director _____ Seconded by Director _____

Cline _____ Gifford _____ Green _____ Harris _____ Young _____
(A) Yea (N) Nay (Ab) Abstain (Abs) Absent

Sacramento County Water Agency - Water Agency Zones

Zones 11A, 11B, 11C were created to provide funds for the construction of major drainage facilities. Funding for Zone 11A, 11B, 11C activities is provided from fees collected at the time of development.

Zone 12 -The Sacramento County Stormwater Utility (SWU) provides drainage operation and maintenance services within the geographic area defined by Zone 12 of the Sacramento County Water Agency. The Sacramento County SWU was created to fund the operation and maintenance of storm drainage facilities, the construction of remedial storm drainage improvement projects, the preparation of storm drainage master plans, and the implementation of Stormwater quality programs. The SWU is funded through the standard collection of bimonthly fees

Zone 13 was created by the Water Agency Board of Directors on May 5, 1987 to fund comprehensive long-range planning and engineering studies of flood control, water resources development, water supply management and water conservation beneficial to the Zone. Zone 13 includes all of Sacramento County excepting the cities of Sacramento, Folsom, Galt and Isleton, and its activities are funded by an annual per-parcel assessment on all real property within the Zone.

Zone 40 was created by the Water Agency Board of Directors on May 14, 1985 pursuant to Resolution No. 663 to fund the planning, design, and construction of major water supply facilities that benefit the Zone. Zone 40 revenue is provided from water development fees collected at the time of development and from Special User Fees included in bi-monthly water customer utility charges.

Zone 41 was created by the Water Agency Board of Directors on June 13, 2000 pursuant to Resolution WA-2397, and constituted a reorganization of the Sacramento County Water Maintenance District. Zone 41 funds the operation and maintenance of a public drinking water system that includes water production, treatment, storage and distribution facilities, pursuant to permits issued by the California Department of Health Services. Revenue to fund Zone 41 activities is provided by utility charges, connection permit fees, construction water permits, and grants-all of which fund Water Supply Capital Facilities Design and Water Supply Facilities Operations and Administration.

Zone 41 also provides wholesale water supply to the Elk Grove Water Service pursuant to the First Amended And Restated Master Water Agreement Between Sacramento County Water Agency And Florin Resources Conservation District/Elk Grove Water Service, June 28, 2002.

Zone 50 was created by the Water Agency Board of Directors on June 1, 2004 pursuant to Resolution WA-2542. Zone 50 encompasses the Metro Air Park Special Planning Area, a commercial and industrial development adjacent to the Sacramento International Airport. Zone 50 funds certain capital facilities required to provide water supply to the Zone, as described in the Zone 50 Water Supply Master Plan adopted on October 25, 2005; Zone 50 revenue is provided from water development fees. Water for the Zone is purchased from the City of Sacramento pursuant to an October 12, 2004 Wholesale And/or Wheeling Water Service Agreement.

Each zone encompasses a unique geographic area of benefit to achieve the desired objectives. Funding derived from a zone can only be used to benefit that zone.

Water Forum Budget - Agreement Update Cost Calculations

Pro-rated based on number of connections (WF 2-17-2023, as corrected)

WF WFSE Payments - 2023- \$ 961,023

WF HME Payments- 2023-2 \$ 789,412


WF Total Payments - 2023- \$ 1,750,435

Total additional funding \$ 570,500 = revised budget from Water Forum 4-12-23

| Water/Public Caucus Member (1) | 12-31-22 Connections | 2023-24 WFSE Contribution | 2023-24 HME Contribution | Total 2023-24 Contribution to WFSE and HME | Additional Funding by Current Formula | Additional Funding by Current Formula with Zone 13 Pro-rated among Sac County Agencies | Total 2023-24 Contribution to Water Forum w/Sac County Pro-Rated |
|--------------------------------|----------------------|---------------------------|--------------------------|--|---------------------------------------|--|--|
| Cal Am | 64,830 | | | \$ - | | \$ 63,005 | \$ 63,005 |
| Carmichael WD | 11,724 | | | \$ - | | \$ 11,394 | \$ 11,394 |
| Citrus Heights WD (2) | 20,305 | | | \$ - | | \$ 19,733 | \$ 19,733 |
| Del Paso Manor WD | 1,731 | | | \$ - | | \$ 1,682 | \$ 1,682 |
| El Dorado Co WA | | \$ 9,297 | | \$ 9,297 | \$ 5,519 | \$ 5,705 | \$ 15,002 |
| El Dorado ID (4) | 43,287 | | | \$ - | | \$ 42,068 | \$ 42,068 |
| Fair Oaks WD (2) | 14,390 | | | \$ - | | \$ 13,985 | \$ 13,985 |
| Folsom (minus Ashland) | 22,784 | \$ 41,877 | | \$ 41,877 | \$ 24,860 | \$ 22,143 | \$ 64,020 |
| Folsom (Ashland) | 1,032 | \$ 1,897 | | \$ 1,897 | \$ 1,126 | \$ 1,003 | |
| Golden State WC | 17,176 | | | \$ - | | \$ 16,692 | \$ 16,692 |
| Orange Vale WC (2) | 5,687 | | | \$ - | | \$ 5,527 | \$ 5,527 |
| PCWA | 11,578 | \$ 21,281 | | \$ 21,281 | \$ 12,633 | \$ 11,252 | \$ 32,533 |
| Rio Linda Elverta CWD | 4,668 | | | \$ - | | \$ 4,537 | \$ 4,537 |
| Roseville | 48,113 | \$ 88,433 | | \$ 88,433 | \$ 52,497 | \$ 46,759 | \$ 135,191 |
| Sacramento | 145,601 | \$ 267,618 | \$ 263,137 | \$ 530,755 | \$ 158,868 | \$ 141,502 | \$ 672,257 |
| SCWA Zone 13 | 269,316 | \$ 495,008 | \$ 526,275 | \$ 1,021,283 | \$ 293,856 | | \$ 1,021,283 |
| SCWA Zone 40, etc. | 65,491 | | | \$ - | | \$ 63,647 | \$ 63,647 |
| SMUD | | \$ 21,996 | | \$ 21,996 | \$ 13,058 | \$ 12,000 | \$ 33,996 |
| SSWD | 46,670 | | | \$ - | | \$ 45,356 | \$ 45,356 |
| San Juan WD (2) | 10,813 | | | | | \$ 10,509 | \$ 10,509 |
| San Juan WD (Placer Co) | 7,408 | \$ 13,616 | | \$ 13,616 | \$ 8,083 | | \$ 13,616 |
| EBMUD | | | | | | \$ 12,000 | \$ 12,000 |
| SAFCA | | | | | | \$ 20,000 | \$ 20,000 |
| Total | 535,880 | \$961,023 | \$ 789,412 | \$1,750,435 | \$ 570,500 | \$ 570,500 | \$ 2,320,935 |
| SJWD Consortium | | | | | | \$ 50,757 | \$ 64,373 |

Other Water Caucus signatories not

| | | | | | | | |
|--------------------|--------|--|--|------|--|--|------|
| Clay WD (3) | | | | \$ - | | | \$ - |
| Elk Grove WD | 13,033 | | | \$ - | | | \$ - |
| Florin Co WD | 2,318 | | | \$ - | | | \$ - |
| Foresthill PUD | | | | \$ - | | | \$ - |
| Galt ID (3) | | | | \$ - | | | \$ - |
| GDPUD | | | | \$ - | | | \$ - |
| Natomas Central WC | | | | \$ - | | | \$ - |



**Items for Discussion and Action
Agenda Item: 4.5**

Date: April 24, 2023

Subject: Authorize any new Board Member Assignments (committees and other) announced by the Chair pursuant to District Policy 2.01.065

Staff Contact: Timothy R. Shaw

Recommended Committee Action:

N/A, this is a standing item on all regular meeting agendas.

Current Background and Justification:

District policy and various statutes stipulate Board approval of any Board Member assignments.

This is a standing item, which occurs on every regular meeting agenda.

Conclusion:


I recommend the Board consider approving any specific nominations and assignments as may be deemed necessary and appropriate.

Board Action / Motion

Motioned by: Director _____ Seconded by Director _____

Cline _____ Gifford _____ Green _____ Harris _____ Young _____

(A) Yea (N) Nay (Ab) Abstain (Abs) Absent



Information Items Agenda Item: 5.1

Date: April 24, 2023

Subject: District Reports

Staff Contact: Timothy R. Shaw, General Manager

DISTRICT ACTIVITY REPORTS

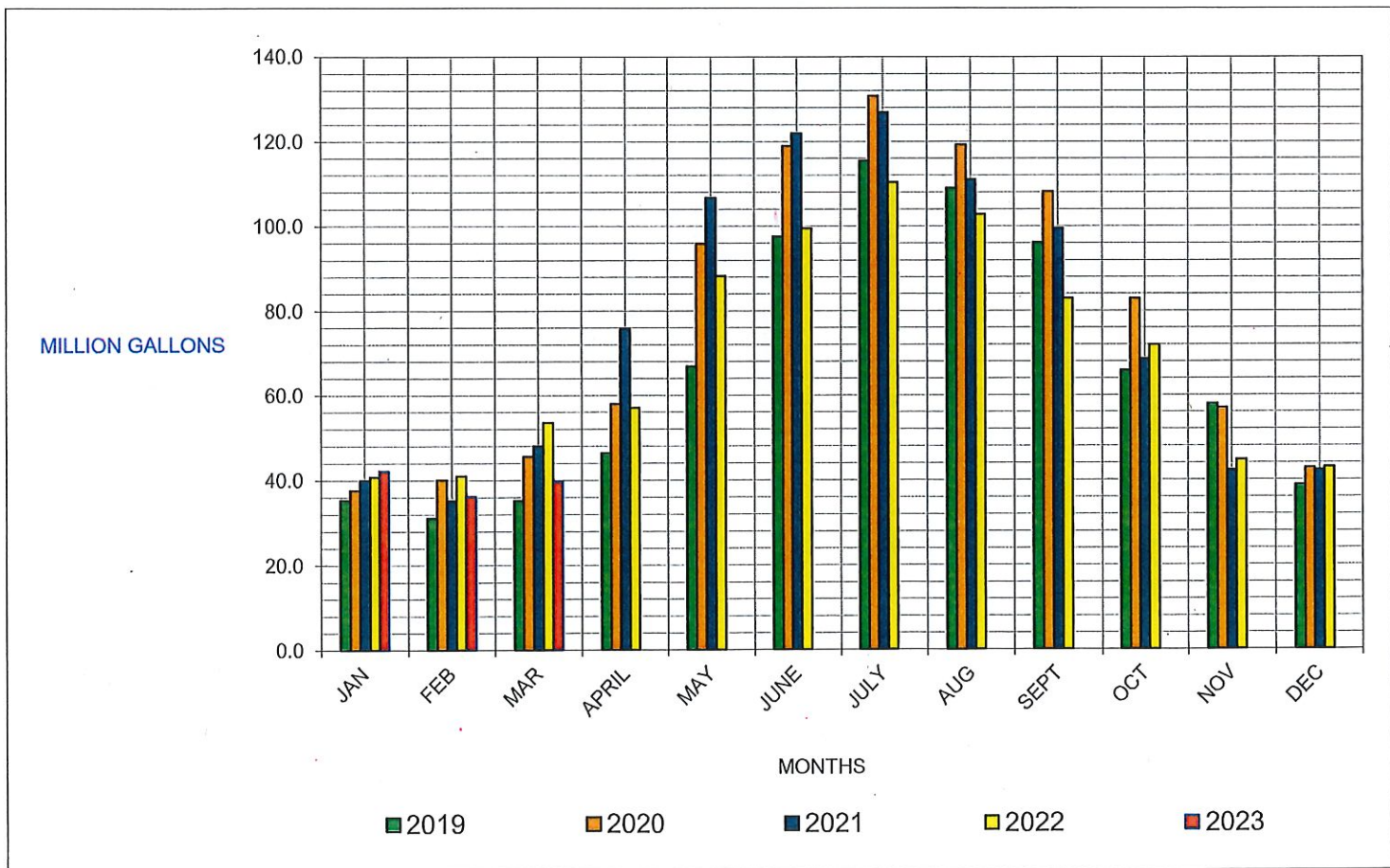
1. Operations Report
2. Completed and Pending Items Report
3. Leak Repair Status
4. Multi-Agency Response Letter to State's New Conservation Reporting Mandates.
5. Multi-Agency Response Letter to State's Escalation of Outdoor Water Use Efficiency Standards.
6. RLECWD Hexavalent Chromium Monitoring Results.
7. State List of Certified Water Treatment Operators.

RIO LINDA/ELVERTA C.W.D.

WATER PRODUCTION

2018 \ 2022

| Month | Water Production in Million Gallons | | | | | | SSWD Water Purchases | | | | |
|--------------|-------------------------------------|--------------|--------------|--------------|--------------|--------------|----------------------|------------|------------|------------|------------|
| | 2019 | 2020 | 2021 | 2022 | 2023 | Avg. | 2019 | 2020 | 2021 | 2022 | 2023 |
| JAN | 35.3 | 37.6 | 39.9 | 40.7 | 42.0 | 39.1 | 0.0 | 0.0 | 0.0 | 0.0 | 0.0 |
| FEB | 31.1 | 40.0 | 35.2 | 40.9 | 36.1 | 36.7 | 0.0 | 0.0 | 0.0 | 0.0 | 0.0 |
| MAR | 35.1 | 45.5 | 47.9 | 53.5 | 39.6 | 44.3 | 0.0 | 0.0 | 0.0 | 0.0 | 0.0 |
| APRIL | 46.3 | 57.9 | 75.8 | 57.0 | | 59.3 | 0.0 | 0.0 | 0.0 | 0.0 | |
| MAY | 66.8 | 95.9 | 106.6 | 88.2 | | 89.4 | 0.0 | 0.0 | 0.0 | 0.0 | |
| JUNE | 97.5 | 118.9 | 121.9 | 99.4 | | 109.4 | 0.0 | 0.0 | 0.0 | 0.0 | |
| JULY | 115.4 | 130.7 | 126.8 | 110.3 | | 120.8 | 0.0 | 0.0 | 0.0 | 0.0 | |
| AUG | 108.9 | 119.2 | 110.9 | 102.7 | | 110.4 | 0.0 | 0.0 | 0.0 | 0.0 | |
| SEPT | 96.1 | 108.1 | 99.4 | 82.9 | | 96.6 | 0.0 | 0.0 | 0.0 | 0.0 | |
| OCT | 65.8 | 82.8 | 68.5 | 71.9 | | 72.3 | 0.0 | 0.0 | 0.0 | 0.0 | |
| NOV | 57.8 | 56.9 | 42.2 | 44.6 | | 50.4 | 0.0 | 0.0 | 0.0 | 0.0 | |
| DEC | 38.7 | 42.7 | 42.2 | 42.9 | | 41.6 | 0.0 | 0.0 | 0.0 | 0.0 | |
| TOTAL | 794.8 | 936.2 | 917.3 | 835.0 | 117.7 | 870.8 | 0.0 | 0.0 | 0.0 | 0.0 | 0.0 |





**PENDING AND COMPLETED ITEMS
4-24-2023 BOARD OF DIRECTORS MEETING**

1. **Coordinating with cellular service lease rights holder to service the cathodic protection system on the elevated water storage tank.** – Minutes of Board meetings in April 2014 reflect the Board acted to sell the rights to collect rent from cell phone companies located on the water tower. The contract with Western Capital Partners was considered in closed session and current staff is experiencing a challenge in locating the agreement. Western Capital Partners is no longer in business. Staff is working with cell phone service providers to identify the successor to Western Capital Partners. **Pending**
2. **SB-606 and AB-1668 planning for compliance** –The state has established the outdoor water efficiency standard and has recently proposed even more restrictive standards. Multiple water agencies have sent letters to the state opposing the proposed new standard. The standard, and the corresponding submittal to the state on RLECWD plans for complying with the water efficiency standards may require consultant support due to the complexity and volatility of the new requirements.- **Pending**
3. **Hexavalent Chromium MCL economic feasibility** The State Water Resources Control Board submitted their Standardized Regulatory Impact Analysis (SRIA) on 12-13-2022. The Notice of Proposed Rulemaking is now scheduled for this month. **Pending**
4. **District outreach to customers following implementation of a new rate structure focused on consumption in compliance with SB 606 / AB 1668 requirements** – The Customer Service / Conservation Coordinator has returned to work and has resumed her efforts to contact customers with leaks and high consumption. **Pending**
5. **Preparing for and negotiating a 2022 Cost of Living Adjustment (COLA) for General Unit employees** –The RLECWD Board authorized execution of the settlement agreement at the March 27th meeting. **Completed**
6. **Mandated Board Member Training** – 4 out of 5 current RLECWD Board Members have not completed the mandatory training in ethics and harassment prevention. The online, free computer based training program regularly sends automated emails to Board Members to remind them of their overdue assignments. **Pending**
7. **Cost of Service Reductions to Mitigate Inflation** – Staff completed a transition to a new fuel cardlock service provider in response to the prior service provider initiating a new monthly membership fee. Staff continues to seek out inflation mitigation measures. **Pending**
8. **Encouraging paperless billing** – Staff has coordinated with the billing services provider, CUSI to implement the \$1 per billing cycle credit for those customers who opt into paperless billing. **Completed**

2023 Leak - Repair Tracking

| | Work Order # | Leak Type | Street | Date Reported | Date Repaired | Days |
|----|--------------|---------------|---------------------|---------------|---------------|------|
| 1 | 23759 | Service Line | Silver Crest Circle | 1/13/2023 | 1/18/2023 | 5 |
| 2 | 23757 | Service Line | G Street | 1/10/2023 | 1/11/2023 | 1 |
| 3 | 23807 | Service Line | Rio Linda Blvd | 2/7/2023 | 2/13/2023 | 6 |
| 4 | 23808 | Main | 2nd Street | 2/7/2023 | 2/7/2023 | 0.1 |
| 5 | 23821 | Line Leak | I Street | 2/21/2023 | 2/21/2023 | 1 |
| 6 | 23823 | Line Leak | E Street | 2/22/2023 | 2/22/2023 | 1 |
| 7 | 23830 | Possible Leak | 2nd Street | 3/2/2023 | 3/9/2023 | 7 |
| 8 | 23840 | Line Leak | I Street | 3/16/2023 | 3/16/2023 | 1 |
| 9 | | | | | | |
| 10 | | | | | | |
| 11 | | | | | | |
| 12 | | | | | | |
| 13 | | | | | | |
| 14 | | | | | | |
| 15 | | | | | | |
| 16 | | | | | | |
| 17 | | | | | | |
| 18 | | | | | | |
| 19 | | | | | | |
| 20 | | | | | | |
| 21 | | | | | | |
| 22 | | | | | | |
| 23 | | | | | | |
| 24 | | | | | | |
| 25 | | | | | | |
| 26 | | | | | | |
| 27 | | | | | | |
| 28 | | | | | | |
| 29 | | | | | | |
| 30 | | | | | | |
| 31 | | | | | | |
| 32 | | | | | | |
| 33 | | | | | | |
| 34 | | | | | | |
| 35 | | | | | | |
| 36 | | | | | | |
| 37 | | | | | | |
| 38 | | | | | | |
| 39 | | | | | | |
| 40 | | | | | | |
| 41 | | | | | | |
| 42 | | | | | | |
| 43 | | | | | | |
| 44 | | | | | | |

March 30, 2023

Submitted via: orpp-waterconservation@waterboards.ca.gov

Mr. James Nachbaur
Director, Office of Research, Planning and Performance
State Water Resources Control Board
1001 I Street, 24th Floor
Sacramento, CA 95814

Re: Comment Letter – Staff Proposal on Making Water Conservation a California Way of Life

Dear Mr. Nachbaur,

The undersigned organizations appreciate the opportunity to provide comments to the State Water Resources Control Board (State Water Board) on the Draft Staff Framework for Making Conservation a California Way of Life Regulation (Proposed Regulatory Framework). We are a group of water suppliers who are subject to, and who have been actively involved in the development of the regulations that the State Water Board is charged with adopting pursuant SB 606 and AB 1668 (together, the 2018 conservation legislation). All of us have a long-standing commitment to water use efficiency, as demonstrated by the substantial decreases in total and per capita water use that our customers have achieved. We support the intent of the legislation to make conservation a way of life – with savings even greater than the significant amount that we have already achieved. In that spirit, we offer the following input for the State Water Board’s consideration, as it moves forward with the rulemaking.

POLICY CONSIDERATIONS

The 2018 legislation intended for the State Water Board to propose a single standard for outdoor residential use and outdoor irrigation of landscape areas with dedicated irrigation meters in connection with CII water use for water suppliers to calculate their objective water use by January 1, 2024. The legislation did not authorize a multi-phased approach, as is described in the staff proposal.

The Proposed Regulatory Framework would include significant new requirements that may not be feasible for many suppliers to meet in the timeframe proposed, if ever. Notably, the proposed regulations would include requirements to:

- Achieve water loss performance standards by 2028;
- Meet a water use objective that includes a residential indoor standard of 42 gpcd by 2030, an outdoor landscape efficiency factor (LEF) of 0.55 by 2035, and collect data to apply for variances for unique water uses;
- Complete Commercial, Industrial and Institutional (CII) classification, BMPs and mixed-use meter (MUM) reporting within 5 years; and
- Comply with new reporting requirements.

Water suppliers are mandated by statute and regulation to deliver reliable and clean water supplies to their customers, and for managing shortages of those supplies, such as those experienced during

California's multiple drought emergencies over the past few decades. The water conservation regulations authorized by SB 606 and AB 1668 put the burden of compliance on water suppliers, but the indoor and outdoor standards that compose the regulations pertain to actions that only the residents and businesses that buy water from the water suppliers can take. Water suppliers will make every reasonable effort to promote, incentivize and track those actions, but the regulations must be structured to recognize this reality and allow water suppliers to cost-effectively achieve the multi-benefits of water use efficiency.

Regulations Must be Flexible and Achievable

The 2018 legislation notes that a supplier's objective is composed of an indoor standard, an outdoor standard applied to residential and certain CII accounts and a water loss standard, and that water suppliers must meet the water use objective that is a composite of these standards, but are not required to meet each individual standard. We have raised concerns about the feasibility of the indoor standard (including saturation, impacts to wastewater, and recycled water), the outdoor standard (including available irrigation technology, limited authority of land use and customer behavior, the magnitude of transformation of landscapes that would be required), and the water loss standard (accuracy of the economic model inputs, cost-effectiveness of water loss control actions). Despite these concerns, the Proposed Regulatory Framework continues to even further tighten the standards and objective from DWR's recommendations.

In some cases, variances may address some of this inflexibility. However, as currently proposed, the variances are highly complex, if not infeasible, due to the proof of data burden and lack of technical assistance available. Additionally, the proposed threshold that each variance must provide at least a 5% difference in the water use objective will significantly restrict the ability of water suppliers to use these variances, which the 2018 legislation directed to be available to every water supplier.

RECOMMENDATIONS FOR OUTDOOR WATER USE EFFICIENCY STANDARDS

1. Feasibility – Water Code § 10609.9 states that the purposes of Sections 10609.6 and 10609.8, “principles of the model water efficient landscape ordinance” means those provisions of the model water efficient landscape ordinance applicable to the establishment or determination of the amount of water necessary to efficiently irrigate both new and **existing** landscapes”. We have significant concern that the recommended outdoor water standards have deviated significantly from the legislative intent of the framework and would fail to accommodate existing landscapes.
2. Irrigable vs. Irrigated – As a result of a statistical analysis, DWR recommended the inclusion of 20 percent of irrigable, but not irrigated (INI) areas of outdoor landscapes to which the standard would apply. The State Water Board's proposed regulatory framework would reduce even further the applicability of of the outdoor standard, limiting it to irrigated acreage, unless Board staff approve an additional up to 20% of non-irrigated area that has become irrigated. Both of these approaches are inconsistent with the statute, which directed that “the standards shall apply to irrigable lands” (Water Code §10609.6(a)(2)(B)). **We strongly recommend that the State Water Board adopt regulations that are consistent with the statute and specify that the outdoor standard will apply to irrigable lands.**
3. Effective Precipitation – The inclusion of Effective Precipitation in the outdoor standard is inconsistent with real-world irrigation practices (e.g. precipitation often falls during months when

irrigation would not be utilized and can percolate below the root zone of the plant negating its beneficial effect to that plant's watering needs). Furthermore, Effective Precipitation is not required by MWEL0 (Title 23, Division 2.7, Section 494): "A local agency may consider Effective Precipitation (25% of annual precipitation) in tracking water use." **Effective Precipitation should be removed from the standard.**

4. Special Landscape Areas – Non-Functional Turf – We have significant concern with the inclusion of proposed language that, for non-functional turf, would treat recycled water as potable water. This recommendation is inconsistent with the principles of MWEL0 and existing law, which makes no mention of a non-functional turf carve out. During the almost two years of discussions in the DWR stakeholder working group on the implementation of this statute, this concept was never discussed. This unvetted and radical policy change would circumvent ongoing legislative discussions this year and add inappropriate and unnecessary complexity. **This provision should be removed from the Proposed Regulatory Framework.** We align our comments and recommendations with WaterReuse California.
5. *DWR's Three Methodologies*: DWR utilized three methodologies to develop its recommendation of an ETF of 0.63 by 2030. We provided technical input to DWR on the methodologies and raised concerns that embedded policy decisions resulted in the underestimation of current outdoor residential water use and overestimation of feasibility. We support a methodology that is based on real-world performance, horticultural and irrigation science, supports healthy landscapes, and minimizes unintended impacts.
 - a. Horticultural Approach: Assumed 0.8 Irrigation Efficiency (IE) – DWR's horticultural and irrigation science approach assumed 0.8 IE. **We recommended that an outdoor residential water use efficiency standard be based on an IE that ranges from 0.55 to 0.65.** Our recommendation was based on accumulated data from water purveyors on actual irrigation system and performance through the various landscape programs implemented over ten plus years, recently completed field studies by UC Davis (Evapotranspiration Adjustment Factor Study (Agreement #4600008156)), and data by the Irrigation Association.
 - b. Statewide ETF Approach: Trimmed Data > 1.0 – In DWR's approach that calculated an average statewide ETF for URWS, DWR "trimmed" all existing landscape data outside of the range of 0.1 to 1.0 ETF because "it is not consistent with MWEL0 principles." Since 80 percent of homes in California pre-date Model Water Efficient Landscape Ordinance (MWEL0), trimming data based on MWEL0 design standards excludes existing landscapes prevalent throughout California and is inconsistent with MWEL0. **All landscape data should be included to provide a more accurate baseline.**

Additionally, MWEL0 went into effect in 1993 and applies only to new residential development. With approximately 80 percent of California housing stock built prior to MWEL0, MWEL0 applies to developer installed landscaping, which is typically only the front yard. Additionally, MWEL0 standards are design standards and not performance standards.

- c. Theoretical Average Approach: Consistency with MWEL0 – DWR analyzed a statewide ETAF by using the age distributions of housing stock and corresponding ETAF from MWEL0 Guidelines: 0.8 assumed for pre-1992, 1993 – 2009 assumed 0.8 ETAF, 2010 – 2015 assumed 0.7 ETAF, 2015

to 2020 assumed 0.55 ETAF, and 2021- 2030 assumed 0.55 ETAF. As described above, MWELO only applies to 20 percent of California’s housing stock and developer installed landscapes. However, this methodology assumes all homes are compliant with MWELO, which is fundamentally flawed **and should be eliminated**.

COMMERCIAL, INDUSTRIAL, INSTITUTIONAL PERFORMANCE MEASURES

Threshold to Install DIMs or Employ In-Lieu Technologies – Further clarification and discussion around the proposed threshold to install Dedicated Irrigation Meters (DIM) or employ in-lieu technologies is necessary. We appreciate that the Proposed Regulatory Framework has shifted from a landscape area threshold to water use threshold. The summary of the proposed regulations sets the water use threshold at 500,000,000 gallons of use annually by a CII customer, which we believe is appropriate and feasible, if this figure does not include process water. The powerpoint presentation for the March 22 workshop referenced a 500,000 gallon threshold, which we presume was a typographical error, as that threshold would be completely infeasible.

OTHER COMMENTS

We also endorse and incorporate by reference the detailed comments provided in the letter from the Association of California Water Agencies et al. on this subject (attached), pertaining to the following topics: outdoor standards for new developments; commercial, industrial and institutional performance measures; variances and 2022 baseline and 500,000 AF savings.

CLOSING REMARKS

Thanks again for the opportunity provide comments to the State Water Board as it begins its formal rulemaking, as well as State Water Board staff’s engagement with the water community. We look forward to collaborating with the Board and staff to develop a regulatory framework that will cost-effectively advance the State’s goal of Making Water Conservation a California Way of Life.

Regional Water Authority
Building Alliances in Northern California

5620 Birdcage Street
 Suite 180
 Citrus Heights, CA 95610

Tel: (916) 967-7692
 Fax: (916) 967-7322
 www.rwah2o.org



March 30, 2023

Submitted via email: orpp-waterconservation@waterboards.ca.gov

Tony Firenzi, Chair
 Brett Ewart, Vice Chair

Subject: Comment Letter – Board Workshop on Making Water Conservation a California Way of Life

Members

Dear Members of the Board and Staff,

- California American Water
- Carmichael Water District
- Citrus Heights Water District
- Del Paso Manor Water District
- El Dorado Irrigation District
- Elk Grove Water District
- Fair Oaks Water District
- Folsom, City of
- Georgetown Divide Public Utility District
- Golden State Water Company
- Lincoln, City of
- Nevada Irrigation District
- Orange Vale Water Company
- Placer County Water Agency
- Rancho Murieta Community Services District
- Roseville, City of
- Sacramento, City of
- Sacramento County Water Agency
- Sacramento Suburban Water District
- San Juan Water District
- West Sacramento, City of
- Yuba City, City of

The Regional Water Authority (RWA) appreciates the opportunity to comment on the Draft Framework as discussed at the March 22nd public workshop. RWA is a joint powers authority representing 22 public and private water suppliers serving over 2 million residents in Sacramento, Placer, El Dorado, Nevada, Yolo, and Sutter Counties. RWA's mission is to serve, represent and align the interests of regional water providers and stakeholders for the purpose of improving water supply reliability, availability, quality and affordability. RWA's award winning Regional Water Efficiency Program has been supporting locally cost-effective water efficiency efforts for over two decades. We believe that water efficiency is a necessary component of sustainable water management and climate change adaptation.

RWA has been actively participating in the Framework regulation development process and providing comments to both DWR and the SWB for the last several years. **We do not support the current regulation standards as proposed by the State Water Board and are concerned about how far they deviate from DWR's final recommendations, especially for the outdoor ETAF/LEF.** The fact that both state agencies' analysis yielded very different results for what is considered "efficient use" appears to demonstrate the data quality issues, methodology shortcomings and misinterpretations of supplier data that have been expressed to the state for several years. These issues include over or underestimating residential landscape area, improper connection of budgets to supplier demand data to pre-assess compliance, and scientifically unsound horticultural irrigation efficiency and plant factors to name a few. These issues have already been well documented in RWA, ACWA and numerous other comment letters during the initial DWR process.

Furthermore, the **purpose of the conservation legislation was to establish long term efficient water use for the residential and CII DIM sectors, not a "how low can you go" approach.** Efficient outdoor use should be set at a level that can be maintained over time and allows for healthy "new and existing landscapes" as stated in the legislation. Only healthy landscapes will produce the multitude of benefits envisioned by stakeholders and the state to adapt to climate change and the proposed regulation endangers the existence of healthy landscapes, especially urban trees.

Our overarching concern is that the proposed regulation will adversely impact affordability and quality of life for all customers. Ultimately, we must arrive at a place where costs are balanced with affordability while supporting healthy landscapes through irrigation efficiencies that can be achieved in a real-world setting.

Associates

- County of Placer
- El Dorado County Water Agency
- Sacramento Area Flood Control Agency
- Sacramento Municipal Utility District
- Sacramento Regional County Sanitation District
- Yuba Water Agency

RWA supports all the recommendations and concerns outlined in the ACWA Comment Letter and has the following additional recommendations and comments:

1. Outdoor Standard:

- **Reinstate DWR's recommendation of 0.63 ETAF/LEF for existing residential and CII DIM landscapes and extend compliance date to 2035.** We call for the complete removal of 0.55 and 0.45 ETAF/LEF (residential and nonresidential respectively) as these are Model Water Efficient Landscape Ordinance (MWELo) design standard and are not achievable in the real-world, especially for established (pre MWELo) landscapes.
- **Reinstate DWR's recommendation of a 20% INI buffer.** Landscapes are alive and change throughout time. It is unreasonable and inaccurate to designate irrigated landscape area measurements based on only one year of imagery as the baseline for long term landscape budgets. Furthermore, the guiding legislation states the standards must incorporate "irrigable" landscape areas not just the subset of irrigated areas as proposed in the draft Framework. Additionally, suppliers do not have access to the mapped INI areas in their service area (only the aggregate area tabular total) through the DWR provided data and therefore would need to obtain new imagery potentially on an annual basis to identify INI locations to be eligible for a variance. As proposed, the variance is effectively inequitable as obtaining the necessary data will be cost prohibitive for most suppliers, especially those in DAC areas. For perspective, RWA participated in an imagery purchase partnership with the Sacramento Area Association of Governments (SACOG) to obtain 4 band oblique imagery in 2018 at a total cost of \$750,000 for the region.
- **Remove effective rainfall from the landscape budget equation** as rainfall does not fall uniformly in a service area and varies depending on an individual property's soil type, slope, and precipitation duration and therefore will create inequity in landscape budgets for suppliers and their customers. Additionally, the inclusion of effective rainfall in both the MWELo and the governing legislation is optional not required. The use of mass-produced landscape area measurements, generalized plant material ratios (trees versus turf grass versus shrubs) and unrealistic irrigation efficiency factors produce compounded errors even without the unnecessary addition of effective rainfall, which will only exacerbate existing error. It must be noted that nearly all customers do not and will not incorporate effective precipitation calculations into their everyday watering habits.
- **Add a variance to protect existing tree health.** The SRIA mentions a variance for only new climate appropriate trees but completely ignores existing trees, which are just as valuable, if not more valuable. The lack of protection for existing trees is extremely concerning regarding the long-term health of our landscapes and trees throughout not only our region but statewide¹. Maintaining healthy landscapes is one effective

¹ The RWA is a member of the Sacramento Tree Foundation.

strategy for mitigating climate change impacts such as urban heat island effect. We are concerned that the outdoor standard will lead to unhealthy landscapes and diminished tree health that will exacerbate, not mitigate, climate change. Specific to the Sacramento region, a California Natural Resources Agency report cites Sacramento lost 8% of its tree canopy and another 11% were in poor condition after the 2012-2016 drought, during which outdoor watering was significantly reduced.²

2. Baseline and Water Savings:

We need clarification about the baselines used for calculating savings to meet the Governors Water Supply Strategy goal of 500,000 AF by 2030 compared to DWR's proposal with a calculated savings of 450,000 AF and how both of those relate to the State Water Board's current proposal. It would be helpful to establish one unified savings target with a baseline not directly influenced by drought restrictions and with viable justification for the volumetric target. It is concerning that the statewide savings goal seems to keep expanding as we move throughout this process. Therefore, **we recommend reverting back to DWR's baseline of the three-year average from 2017-2019.** Also, all budget components (residential, CII and water loss) should be accounted for in the savings calculation. **It should be noted that the original intent of the legislation was to establish long term efficient use not a particular numeric water savings goal. The new and recent addition of baselines' and savings goals runs counter to the legislation's research and data-based budget approach.**

3. Staff and Budget Limitations:

The sheer increase in scale of current programs, customer participation and customer education efforts needed by some suppliers to meet their proposed collective standard will outstrip current water efficiency staff time and budgets. For example, smaller urban retail water suppliers' efficiency programs typically have an annual budget of between \$15,000 and \$60,000 and 0.5 to 1.0 full time equivalent (FTE) staff to manage and implement all water efficiency activities. These suppliers will need to hire additional staff or consultants to meet the proposed regulation requirements, which will primarily be funded by customer rate increases unless significant state funding (in the billions) is provided. Additionally rate increases may not be possible for some suppliers that already struggle with insufficient funding like in DAC communities. RWA is concerned there is insufficient staff and funding capacity for both suppliers and the state to adequately implement and track the comprehensive Senate Bill 606/Assembly Bill 1668 Framework. **One solution to help reduce this staff and resource burden is to delete unnecessary and non-beneficial administrative and reporting requirements throughout the regulation.**

4. Affordability:

In addition to maintaining healthy landscapes and efficient use, it is important that the regulations balance impacts on affordability. As currently proposed,

² California Natural Resources Agency. "Report to the Legislature on the 2012-2016 Drought." March 2021. Page 41. <https://drought.unl.edu/archive/assessments/CNRA-Drought-Report-final-March-2021.pdf>

Agenda Item 5.1.5

RWA has significant concerns that the cost of compliance with the proposed regulation would be significantly more expensive than other local strategies to adapt to climate change impacts like weather whiplash in our region and will limit our ability to address both reliability and affordability simultaneously. The SRIA assesses a \$2,128/AF cost for water efficiency implementation, while the marginal cost of local water supply production is approximately \$400/AF for regional groundwater banking opportunities. Furthermore, while water efficiency has been a cost-effective option in the past for most suppliers in state, future efficiency programs will be more expensive as the lower hanging fruit options (toilet rebates, etc.) are reaching exhaustion and are being replaced with more resource intense (staff and money) options like DAC indoor direct installation and turf replacement programs. For example, the cost of a toilet rebate can range from \$50-\$150, however, if that same toilet is replaced through a direct installation program, the cost can range from \$400-\$700 per toilet to achieve the same water savings.

The SRIA estimates the projected cost of implementing this regulation will be \$13.5 billion between 2025-2040. However, that cost will not be distributed evenly throughout the state as State Water Board staff estimate only suppliers serving about half of the state's population are expected to require water savings reductions and those are the customers that will be responsible for compliance related cost increases. **Before the formal rulemaking process begins, we request the release of supplier specific implementation cost estimates to ensure there will not be an undue burden placed on suppliers that provide service to DAC/Underserved communities.** The current cost assessment only provides statewide/average estimates. Furthermore, the estimated \$15.6 billion in 2025-2040 benefits heavily relies on avoided water costs assumptions, which will vary greatly by supplier and region.

5. Need for Substantial State Funding and Technical Assistance:
Implementation of this regulation will require costs in the billions for suppliers and customers with varying degrees of benefits throughout the state. **The state needs to match the level of supplier and customer cost commitments with comparably funded grants, public outreach and education and technical assistance efforts.** If these efforts are not provided by the state, this regulation will adversely affect affordability for all impacted customers.
6. Compliance Assessment:
While we appreciate the State Water Board's Water Use Objective Exploration Tool to help suppliers assess compliance, RWA requests that the tool be released as a standalone excel file (like the water loss model) to empower suppliers to make real time changes to inputs to reflect updated local data and to allow for full transparency of the budget calculations. The online version has limited utility as water loss targets and CII DIM data are not incorporated and the most current baseline data set is from 2019.
7. Supply Augmentation/Groundwater Recharge Bonus:
More information is needed on how the supply augmentation/groundwater recharge bonus would work in order to provide meaningful comments. Our

region has been implementing sustainable groundwater practices like groundwater recharge for decades and believe this is and will be a primary climate change mitigation strategy for the region and state.


8. Reporting Timeline:

During the State Water Board meeting on March 22nd, the staff presentation showed the regulation not becoming effective until Summer 2024. However, suppliers are currently required to start calculating compliance on January 1, 2024. Considering that the regulation process is years behind schedule as outlined in the legislation, **we request an extension for the January 2024 supplier budget submission deadline for at least 6 months after the regulation adoption date.** Suppliers need more time to comprehend the final standards, gather the relevant data and review the data for quality control before officially submitting to the state. The current timeline does not allow for that process.

In closing, the region's suppliers are committed to cost effective water efficiency as part of a supplier's essential function to provide clean, safe, affordable water to customers. A careful balance of all supplier priorities is necessary to continue to reliably provide water at a reasonable cost. This balance includes recognizing and minimizing diminishing returns, which exist for all water efficiency related programs once a cost-effective level of service has been achieved.

With this mindset, we look forward to continuing to work with the State Water Board on implementation of the Framework Regulation and other related initiatives to address both climate resiliency and the human right to water.

Sincerely,



James Peifer
Executive Director

Hexavalent Chromium (results in ug/l)

| | 2A | 3 | 4 | 5 | 7 | 8A | 9 | 10 | 11 | 12 | 15 | 16 |
|---|-----|-----|------|-------|-----|------|-----|------|------|-----|------|-----|
| BSK Lab 9/13/2013 | 2.4 | 5.4 | 11 | 11 | 7 | 15 | 8.1 | 9 | 13 | 8 | 11 | |
| BSK Lab 1/28/2014 | 9.6 | 5.4 | 11 | 11 | 6.4 | 16 | 7.8 | 13 | 12 | 7.7 | 11 | |
| BSK Lab 4/16/2014 | 10 | 5.8 | 11 | 11 | 6.3 | 16 | 8.5 | 13 | 11 | 7.9 | 12 | |
| 2015 Results for Running Annual Average | | | | | | | | | | | | |
| | 2A | 3 | 4 | 6 | 7 | 8A | 9 | 10 | 11 | 12 | 15 | |
| BSK Lab 3/18/2015 | 10 | 6.7 | 11 | 11 | 5.9 | 16 | 8.5 | 13 | 11 | 4.8 | 12 | |
| BSK Lab 6/3/2015 | 2.6 | 6.4 | 10.3 | 10.62 | | 15 | 8.1 | 13 | 12 | OOS | 11.2 | |
| BSK Lab 9/17/2015 | 9.1 | | 9.7 | 11 | | 15 | | 7.7 | 11 | 7.1 | 11 | |
| BSK Lab 11/13/2015 | 9.4 | | 11 | 11 | 3.6 | 15 | | 8.1 | 9.9 | | 11 | |
| 2016 Results | | | | | | | | | | | | |
| | 2A | 3 | 4 | 6 | 7 | 8A | 9 | 10 | 11 | 12 | 15 | |
| BSK Lab 3/22/2016 | 9.9 | 6.5 | 10.9 | 10.9 | 6.6 | 15.3 | 8.2 | 13.1 | 10.5 | OOS | 11.2 | |
| BSK Lab 6/16/2016 | 10 | | 11 | 12 | | 16 | | 13 | | | 11 | |
| BSK Lab 9/27/2016 | 10 | | 11 | 12 | | 17 | | 14 | 10 | | 12 | |
| BSK Lab 12/9/2016 | 11 | | 12 | 12 | | 17 | | 14 | 13 | | 12 | |
| 2017 Results | | | | | | | | | | | | |
| | 2A | 3 | 4 | 6 | 7 | 8A | 9 | 10 | 11 | 12 | 15 | |
| CLS Lab 3/10/2017 | 8.4 | 5.2 | 6.9 | 5.4 | 3.4 | 5.1 | 1.4 | 9.9 | 8.8 | 7.1 | 8 | |
| BSK Lab 6/30/2017 | 2.8 | | 11 | 12 | | 17 | | 14 | 13 | | 11 | |
| BSK Lab 9/20/17 | 2.8 | | 11 | 12 | | 17 | | 14 | 14 | | 12 | |
| 2018 Results | | | | | | | | | | | | |
| | 2A | 3 | 4 | 6 | 7 | 8A | 9 | 10 | 11 | 12 | 15 | |
| 3/14/2018 | 8.6 | 5 | 8.9 | 9.2 | 3.7 | 13 | 6.3 | 11 | 10 | 6.6 | 9.4 | |
| 9/26/2018 | 2.6 | | 11 | 12 | | 16 | | 14 | 15 | | 12 | |
| 2019 Results | | | | | | | | | | | | |
| | 2A | 3 | 4 | 6 | 7 | 8A | 9 | 10 | 11 | 12 | 15 | |
| 3/26/2019 | 9.9 | 6.4 | 11 | 11 | 4.4 | 16 | 7.9 | 13 | 13 | 8.1 | 12 | |
| 6/27/2019 | 2.2 | | 9.9 | 11 | | 15 | | 13 | 13 | | 11 | |
| 12/10/2019 | 10 | | 10 | 11 | | 16 | | 13 | 13 | | 12 | |
| 2020 Results | | | | | | | | | | | | |
| | 2A | 3 | 4 | 6 | 7 | 8A | 9 | 10 | 11 | 12 | 15 | |
| 3/26/2020 | 9.7 | 6.2 | 10 | 11 | 4.6 | 15 | 7.5 | 13 | 13 | 7.6 | 11 | |
| 2021 Results | | | | | | | | | | | | |
| | 2A | 3 | 4 | 6 | 7 | 8A | 9 | 10 | 11 | 12 | 15 | 16 |
| 3/18/2021 | 11 | 7.2 | 10 | 12 | 5.5 | 17 | 8.4 | 14 | 14 | 3.6 | 12 | 6.8 |
| 2022 Results | | | | | | | | | | | | |
| | 2A | 3 | 4 | 6 | 7 | 8A | 9 | 10 | 11 | 12 | 15 | 16 |
| 3/15/2022 | 9.6 | 6.4 | 9.9 | 11 | 4.7 | 16 | 7.5 | 12 | 12 | 4.9 | 11 | 5.5 |
| 2023 Results | | | | | | | | | | | | |
| | 2A | 3 | 4 | 6 | 7 | 8A | 9 | 10 | 11 | 12 | 15 | 16 |
| TBD July 2023 | | | | | | | | | | | | |


32

| WELL # | 2022 Cr+6 (PP6) | | | | | | 2022 Cr+6 (PP6) |
|---|--------------------|--------------------|-------------------|-------------------|-------------------|-------------------|-----------------|
| | JANUARY | FEBRUARY | MARCH | APRIL | MAY | JUNE | |
| 2A | 50,048 | 35,936 | 80,123 | 69,882 | 1,721,054 | 9,350,016 | 9.6 |
| 3 | 25,300 | 3,400 | 1,067,600 | - | - | 1,147,800 | 6.4 |
| 4 | 64,000 | 40,000 | 81,000 | 38,000 | 59,000 | 112,000 | 9.9 |
| 6 | 39,770 | 32,400 | 99,710 | 46,900 | 97,890 | 496,000 | 11.0 |
| 7 | - | 4,000 | 44,000 | 21,000 | 13,000 | 1,120,000 | 4.7 |
| 8 | 107,900 | 114,700 | 100,300 | 67,200 | 49,500 | 184,500 | 18.0 |
| 9 | - | 44,200 | 136,500 | 69,000 | 129,400 | 625,500 | 7.5 |
| 10 | 176,530 | 96,910 | 159,060 | 83,210 | 117,000 | 133,490 | 12.0 |
| 11 | 5,386,304 | 2,951,500 | 1,894,095 | 1,311,400 | 143,496 | 350,584 | 12.0 |
| 12 | 76,992 | 1,139,000 | 1,409,015 | 256,000 | 4,594,976 | 5,583,008 | 4.9 |
| 15 | 19,889,920 | 25,808,920 | 57,700,896 | 38,369,864 | 45,003,856 | 49,070,080 | 11.0 |
| 16 | 13,894,000 | 3,853,000 | 10,789,992 | 16,313,008 | 35,284,992 | 21,241,008 | 5.5 |
| MONTH TOTAL | 40,708,764 | 10,946,074 | 51,558,492 | 57,044,990 | 88,473,174 | 99,413,706 | |
| WELL # | JULY | AUGUST | SEPTEMBER | OCTOBER | NOVEMBER | DECEMBER | |
| 2A | 16,999,936 | 5,080,000 | 190,080 | 819,868 | 169,984 | 690,043 | |
| 3 | 81,000 | 10,500 | 21,600 | - | 1,700 | 999,600 | |
| 4 | 64,000 | 51,000 | 43,000 | 59,000 | 53,000 | 30,000 | |
| 6 | 168,870 | 88,590 | 80,540 | 47,860 | 32,750 | 33,520 | |
| 7 | 64,000 | 1,357,000 | 1,494,000 | 143,000 | 53,000 | 132,000 | |
| 8 | 66,800 | 138,500 | 225,500 | 50,900 | 50,200 | 180,000 | |
| 9 | 125,700 | 436,200 | 400,900 | 66,100 | 45,100 | 110,500 | |
| 10 | 83,820 | 94,800 | 161,450 | 115,760 | 95,320 | 111,420 | |
| 11 | 1,020,504 | 2,645,896 | 1,771,400 | 1,112,400 | 4,333,030 | 6,052,000 | |
| 12 | 27,008 | 9,315,000 | 4,205,984 | 95,008 | 631,000 | 232,992 | |
| 15 | 49,699,840 | 45,370,368 | 42,799,712 | 43,129,856 | 31,020,032 | 51,580,032 | |
| 16 | 42,014,992 | 42,082,016 | 51,592,000 | 26,301,584 | 8,111,000 | 2,324,992 | |
| MONTH TOTAL | 110,836,470 | 102,685,078 | 82,931,166 | 71,941,236 | 44,612,112 | 72,870,904 | |
| Monthly Average Daily Average | | | | | | | |
| 69,610,331 2,238,579 | | | | | | | |
| 2022 Production Total | | | | | | | |
| 835,331,172 | | | | | | | |
| 111,675,290 | | | | | | | |
| 1,116,759 | | | | | | | |

| Production Per Well | | | | | | |
|---------------------|------|------------|-----------|----------------------|------------|---------------------------------|
| Well # | Gal | PP6 | AF | With Well 15 Treated | Cr+6 Vol. | Percentage of Cr+6 Water Served |
| 2A | 9.6 | 36,260,095 | 3,352,600 | 628,000 | 1,284,210 | 4,456,000 |
| 3 | 6.4 | | | | | 1,353,000 |
| 4 | 9.9 | | | | | |
| 6 | 11.0 | 111.29 | 10.23 | 2.11 | 3.94 | 13.71 |
| 7 | 4.7 | | | | | 4.17 |
| 8 | 18.0 | | | | | |
| 9 | 7.5 | | | | | |
| 10 | 12.0 | | | | | |
| 11 | 12.0 | | | | | |
| 12 | 4.9 | | | | | |
| 15 | 11.0 | 2,304,900 | 1,428,770 | 29,628,600 | 21,543,006 | 461,739,696 |
| 16 | 5.5 | | | | | 270,252,692 |
| MONTH TOTAL | | | | | | |
| AF | 6.78 | 4.39 | 91.12 | 69.19 | 1,417.13 | 829.46 |


| | |
|-----|-------------|
| Gal | 835,331,172 |
| AF | 2,563,711 |

| | Cold Month | Warm Month | With Well 15 Treated |
|---------------------------------|------------|-------------|----------------------|
| Total Use | 40,708,764 | 110,456,470 | 40,708,764 |
| Cr+6 Vol. | 26,600,424 | 51,059,834 | 6,710,504 |
| Percentage of Cr+6 Water Served | 65.34% | 46.23% | 16.48% |



| Op # | Grade | First Name | MI | Last Name | Suffix | City | State | Zip | Renewal Due Date | Expiration Date |
|-------|-------|------------|-------|-----------|--------|-------------|-------|-------|------------------|-----------------|
| 21375 | T2 | Patrick | M. | Goyet | | Rio Linda | CA | 95673 | 1/1/2025 | 5/1/2025 |
| 45812 | T2 | Joseph | R. | Abad | | San Jose | CA | 95123 | 8/1/2025 | 12/1/2025 |
| 45975 | T1 | Joshua | T. | Abad | | Elk Grove | CA | 95757 | 10/1/2025 | 2/1/2026 |
| 29634 | T3 | Daniel | | Abarca | | Lynwood | CA | 90262 | 5/1/2025 | 9/1/2025 |
| 32323 | T4 | Jose | Angel | Abarca | Jr. | Paso Robles | CA | 93447 | 1/1/2025 | 5/1/2025 |
| 13797 | T3 | BrUCE | S. | Abbe | | Hope | ID | 83836 | 6/1/2024 | 10/1/2024 |

https://www.waterboards.ca.gov/drinking_water/certific/occupations/DWOpCert.html


[Share](#) [Facebook](#) [Twitter](#) [LinkedIn](#) [Email](#)

[About Us](#) [Contact Us](#) [Subscribe](#) [Settings](#)

[Board](#) [Programs](#) [Drinking Water](#) [Water Quality](#) [Water Rights](#) [Notices](#) [Water Boards](#) [Search](#)

Certified Water Treatment & Distribution Operators

These lists are updated monthly and may not contain recently issued or expired certificates. Although SWRCB takes all steps to ensure the accuracy of the information in the lists, there may be some inaccuracies. Please contact the SWRCB Drinking Water Operator Certification Program at 916-449-5611 if you have any questions.

List of Certified Treatment Operators
A - L


List of Certified Treatment Operators
M - Z

List of Certified Distribution Operators
A - L

List of Certified Distribution Operators
M - Z

The above lists are for checking an operator's current status.

Mailing lists are ONLY sent to water systems for recruitment purposes. If you are recruiting for your water system and would like an operator mailing list, please provide the system name and number in an e-mail request to DWOpCertProgram@Waterboards.ca.gov or call at 916-449-5611.



Information Items Agenda Item: 5.2

Date: April 24, 2023

Subject: Board Reports

Staff Contact: Timothy R. Shaw, General Manager

BOARD REPORTS

- 5.2.1. Report any ad hoc committees dissolved by requirements in Policy 2.01.065
- 5.2.2. Sacramento Groundwater Authority – Harris (primary)
- 5.2.3. Executive Committee – Gifford, Cline
- 5.2.4. ACWA/JPIA – Cline
- 5.2.5. Pressing Matters Advisory Ad Hoc- Harris, Young

SACRAMENTO GROUNDWATER AUTHORITY
REGULAR MEETING OF THE BOARD OF DIRECTORS

Thursday, April 13, 2023
at 9:00 a.m.

5620 Birdcage Street, Suite 110
Citrus Heights, CA 95610
(916) 967-7692

The Board will discuss all items on this agenda, and may take action on any of those items, including information items and continued items. The Board may also discuss other items that do not appear on this agenda but will not act on those items unless action is urgent, and a resolution is passed by a two-thirds (2/3) vote declaring that the need for action arose after posting of this agenda.

IMPORTANT NOTICE REGARDING VIRTUAL PUBLIC PARTICIPATION:

The Sacramento Groundwater Authority currently provides in person as well as virtual public participation via the Zoom link below until further notice. The public shall have the opportunity to directly address the Board on any item of interest before or during the Board's consideration of that item. Public comment on items within the jurisdiction of the Board is welcomed, subject to reasonable time limitations for each speaker.

Join the meeting from your computer, tablet or smartphone

<https://us06web.zoom.us/j/84618894632?pwd=Y0tqcFBrbHpTRWFVMHhZZ1VhMUswQT09>

Phone: 1-669-900-6833

Meeting ID: 846 1889 4632 Passcode: 056105

Public documents relating to any open session item listed on this agenda that are distributed to all or a majority of the members of the Board of Directors less than 72 hours before the meeting are available for public inspection on SGA's website. In compliance with the Americans with Disabilities Act, if you have a disability and need a disability-related modification or accommodation to participate in this meeting, please contact jpeifer@rwah2o.org. Requests must be made as early as possible, and at least one full business day before the start of the meeting.

AGENDA

- 1. CALL TO ORDER AND ROLL CALL**
- 2. PUBLIC COMMENT:** Members of the public who wish to address the Board may do so at this time. Please keep your comments to less than three minutes.

3. CONSENT CALENDAR:

All items listed under the Consent Calendar are considered and acted upon by one motion. Anyone may request an item be removed for separate consideration.

3.1 Approve the draft meeting minutes of February 9, 2023 regular SGA Board meeting.

Action: Approve Consent Calendar items as presented

4. SGA FISCAL YEAR 2023 – 2024 BUDGET

Staff: Josette Reina-Luken, Finance and Administrative Services Manager

Discussion/Action: Adopt Resolution No. 2023-01 to fund the administrative and program budgets for FY2023 – 2024 and provide for the collection of said funds.

5. SUSTAINABLE GROUNDWATER MANAGEMENT ACT (SGMA) RELATED AND GROUNDWATER MANAGEMENT PROGRAM UPDATES

Staff: Trevor Joseph, Manager of Technical Services

Information/Presentation

6. LEGISLATIVE UPDATE

Staff: Ryan Ojakian, Legislative and Regulatory Affairs Manager **Information/Presentation**

7. EXECUTIVE DIRECTOR’S REPORT

8. DIRECTORS’ COMMENTS

ADJOURNMENT

Next SGA Board of Director’s Meetings:

June 8, 2023, 9:00 a.m. at the RWA/SGA office, 5620 Birdcage Street, Ste. 110, Citrus Heights, the location is subject to change.

Notification will be emailed when the SGA electronic packet is complete and posted on the SGA website at <https://www.sqah2o.org/meetings/board-meetings/>

Minutes
Rio Linda / Elverta Community Water District
Executive Committee

April 12, 2023 @ 6:00 P.M. **37**

Visitors / Depot Center
6730 Front St.
Rio Linda, CA 95673

The meeting was called to order at 6:10 P.M. The meeting was attended in-person by Director Gifford, Director Cline, General Manager Tim Shaw. Contract District Engineer Mike Vasquez attended virtually via Zoom.

Call to Order: 6:10 P.M.

Public Comment: *None present.*

Items for Discussion:

| | |
|--|---|
| 1. | Engineer's Update. |
| <i>The contract District Engineer presented his written report and provided additional details on the RWA retention release, the equipment vault, cathodic protection, and the pre-job meeting for the pipe replacement project.</i> | |
| 2. | Discuss Rescinding the Mandated Implementation of 20% Water Shortfall Contingency Pursuant to Governor's Announcement. |
| <i>The General Manager presented his written report. In late March, the Governor formally relaxed the declared drought emergency by removing most of the mandates. Included in the removed mandates is the mandate for water agencies to implement their water shortfall contingency plans to target 20% conservation.</i> <i>The Executive committee forwarded an item onto the April 24th Board agenda with the Committee's recommendation for rescinding the water shortfall contingency.</i> | |
| 3. | Discuss Water Forum Funding Shortfall and Its Plans to Increase Funding. |
| <i>The General Manager presented his written report and further explained the Water Forum's plan to bridge the funding shortfall, which entails an allocation for funding from RLECWD of approximately \$4,500 annually. This funding would be in addition to the nearly \$9,000 Water Forum already gets from RLECWD property tax through the Zone 13 per parcel tax.</i> <i>The Executive Committee forwarded this item onto the April 24th Board agenda. The Committee recommends the Board decline the funding request from the Water Forum.</i> | |
| 4. | Discuss the Letters Opposing State Water Board Conservation Regulations. |
| <i>The General Manager presented his written report and explained that this item does not require Board action. Instead, this item is intended to provide continued perspective to the Board and the public regarding the ongoing trend of state unfunded mandates.</i> | |
| 5. | Update on Implementing Resolution 2023-01, Encouraging Paperless Billing. |
| <i>The General Manager presented his written report. Staff has initiated a beta test of the paperless billing incentive. The Executive Committee expressed appreciation for the program launch. This is an informational item with no anticipated need for Board action.</i> | |
| 6. | Review District's Responses to Regulations and Mandates (e.g., SB-998, SB 555, SB 606 and AB 1668) with a Focus on Allocation of Resources to Minimize Cost of Service Increases. |
| <i>The General Manager presented his written report with accompanying documents. The General Manager used a summary of events to illustrate how state mandates result in additional allocations of person-hours, to which the Board authorized changes to mitigate the impact and avoid hiring additional personnel. An unfortunate consequence example is discontinuation of printing, folding, stuffing and mailing of water bills.</i> | |

| |
|---|
| 7. Discuss Hexavalent Chromium Concentrations in RLECWV Wells. |
| <p><i>The General Manager presented his written report and accompanying documents. The documents included all hexavalent chromium sample results through the years. Currently approximately 65% of the water served in cold weather months exceeds the proposed hexavalent chromium MCL. In warm weather months, the percentage of water exceeding the MCL is approximately 46%. If Well 15 were treated to reduce the hexavalent chromium concentration, the District would serve approximately 16% of the water that exceeds the MCL.</i></p> <p><i>The Executive Committee forwarded this item onto the April 24th Board agenda as an informational item.</i></p> |
| 8. Expand the Discussion on Hexavalent Chromium Treatment. |
| <p><i>The General Manager presented his written report and explained that currently 3 of the 5 operations staff (60%) are certified to operate water treatment systems. The General Manager explained that the State Water Resources Control Board publishes a data base accessible to the public, which conveys the certificated operators. The Executive Committee further discussed the District's responses to hexavalent chromium MCL adoption, suspension and readoption.</i></p> <p><i>The Executive Committee forwarded this item onto the April 24th Board agenda as informational.</i></p> |
| 9. Discuss Expenditures for February 2023. |
| <p><i>The Executive Committee forwarded the Expenditures Report onto the April 24th Board agenda with the Committee's recommendation for Board approval.</i></p> |
| 10. Discuss Financial Reports for February 2023. |
| <p><i>The Executive Committee forwarded the Financial Reports onto the April 24th Board agenda with the Committee's recommendation for Board approval.</i></p> |

Directors' and General Manager Comments:

Items Requested for Next Month's Committee Agenda:

Adjournment: 7:45 P.M.